

NEBRASKA'S NCAA CHAMPIONS

MICHELE BRYANT: NU'S FIRST CHAMPION

Michele Bryant will forever hold one distinction that no other Husker female gymnast can claim - Nebraska's first female NCAA gymnastics champion.



Michele Bryant
1990 NCAA Vault Champion

A native of Blue Springs, Mo., Bryant became the first female gymnast in school history to win a national title, capturing the NCAA vault championship with a score of 9.85 at the 1990 NCAA Championships in Corvallis, Ore. Bryant's vault score also set a Nebraska school record held until 1994.

Bryant's NCAA championship capped an impressive Husker career that saw her earn three first-team All-America honors and

four Big Eight Championships.

A four-time all-conference selection, she led Nebraska to a 59-20 regular-season record and four Big Eight championships during her collegiate career. It was the first time a gymnastics team had won four straight conference titles in Big Eight history.

At the national level, the Huskers also qualified for the NCAA Championships all four years she competed, the first time in school history the Huskers qualified for nationals in four straight years, while guiding the Huskers to a pair of top-five finishes. As a junior, Bryant earned first-team All-America honors on uneven bars, as the Huskers finished fourth, their best finish in school history. In addition to her vault title, she placed sixth on uneven bars, becoming the first Husker gymnast to earn All-America honors in consecutive seasons, as the Huskers finished fifth at the 1990 NCAA Championships.

The first three-time All-America gymnast in school history, Bryant shared the Big Eight all-around title with fellow Husker Lisa McCrady in 1989 with a score of 38.90, while winning the balance beam title as a junior and the vault title as a senior. She finished her career as Nebraska's school record holder in the all-around (39.00) and vault (9.85).

Bryant's contributions to Husker athletics were recognized with her selection as one of Nebraska's 25 Women of Distinction during the Athletic Department's 25-year celebration in April of 2000. Bryant married John McJunkins in 2005 and has a son, Austin (9), a stepdaughter, Johnna (12) and a stepson, Jaryd (5). She currently works as an accountant in Benton, Ark.

HEATHER BRINK: THE BEST OF 2000

The 2000 season was the culmination of an outstanding career for gymnast Heather Brink. The senior from Lincoln permanently etched her name into the record books, winning



Heather Brink
2000 NCAA All-Around
and Vault Champion

two national titles at the NCAA Championships in Boise, Idaho, as the Huskers placed fourth at nationals - equaling their best finish in school history.

Brink became the first Husker female to win an all-around national title, scoring a 39.60 to lead the Huskers to the Super Six Finals for the third time in four years. Entering the final event, Brink was in third place and needed a 9.925 for a share of the all-around title. Brink came

through with the finest routine of her career, scoring a 9.95 and equaling NU's school record to win by .025 of a point.

In the Super Six Finals one night later, Brink was flawless, posting the top score of the evening with a 39.625, including a 9.95 on vault and a 9.925 on uneven bars, as the Huskers recorded their best finish in 11 years. In the event finals, she won her second NCAA title, placing first on vault with a 9.95, while finishing second on uneven bars (9.925) and eighth on floor exercise (9.80). Overall, she earned five All-America citations (four first-team and one second-team).

For her efforts, she was selected as the Honda Award winner, representing the nation's top female collegiate gymnast. Brink joined softball standout Denise Day (1985) and volleyball players Karen Dahlgren (1987) and Allison Weston (1995) as NU's fourth Honda Award winner. Greichaly Cepero won NU's fifth Honda Award in 2000, as the nation's top volleyball player.

The 2000 Big 12 and Region 3 Gymnast of the Year, Brink posted eight of the top 10 all-around totals in school history, including a school record of 39.70 at the NCAA Regional. She also became the first Husker gymnast to score a 10, recording the mark on vault against Iowa State on Feb. 15, one of three 10s during the season. She closed her collegiate career as the most decorated gymnast in school history, earning two NCAA titles, 11 All-America awards, six regional titles and eight conference titles.

Brink now works for Ameritas in Lincoln as a pension administration specialist. She and her husband welcomed their first child, Jaxon, in August 2006.

RICHELLE SIMPSON: THE NATION'S FINEST

Husker Richelle Simpson holds a special place in Nebraska gymnastics history after her record-setting performances in 2002, 2003 and 2005.



Richelle Simpson
2003 NCAA All-Around
and Floor Exercise Champion

As the only Husker gymnast to ever earn first-team All-America honors on all five events in the same year, Simpson garnered five first-team awards at the 2003 NCAA Championships, leading the Huskers to a fourth-place national finish at the Bob Devaney Sports Center.

Entering the week of the championships as the nation's top-ranked all-arounder, she captured the NCAA all-around crown with a 39.675, edging out 2002 NCAA Champion Jamie Dantzscher of UCLA, who earned the top all-around performance in Session I of the NCAA Preliminaries with a 39.65.

Simpson became Nebraska's second all-around champion in school history, joining Heather Brink, who won the title in 2000.

At the NCAA Super Six Finals, Simpson went on to dominate the competition, producing the top individual performance with scores of 9.925 or better on all four events for an all-around total of 39.80. In the individual event finals, Simpson added an NCAA individual floor title (9.963) to her arsenal of accomplishments.

After being granted a medical hardship year in 2004 by the NCAA, Simpson returned with a vengeance in 2005, leading NU to a first-ever No. 1 ranking after the Masters Classic.

The Toronto, Ontario, native provided an unmatched spark in Nebraska's run to the NCAA Super Six Finals, as the Huskers reclaimed the Big 12 Conference championship.

Simpson, the 2005 South Central Regional Co-Gymnast of the Year, holds records in four categories on Nebraska's all-time charts.

Simpson also became NU's first AAI American Award winner in 2005, an honor annually given to the nation's top gymnast on the basis of athleticism, academic excellence and civic responsibility.

She capped her career by earning the first NCAA Top Eight Award in the history of Nebraska women's gymnastics. Simpson became NU's nation-leading 15th student-athlete across all sports to win the Top Eight Award, which is the highest honor given by the NCAA.

Simpson was also the Big 12 Female Sportsperson of the Year, Nebraska's Female Student-Athlete of the Year and was awarded NCAA and Big 12 Postgraduate Scholarships at the conclusion of her final season in 2005.

Simpson now lives in Las Vegas and performs in the Cirque du Soleil show *Mystère* with former Husker gymnast A.J. Lamb. Simpson made her debut with Cirque du Soleil in September 2006 and specializes in Chinese poles and the teeterboard.

NEBRASKA'S ACADEMIC ALL-AMERICANS

For Head Coach Dan Kendig and the Nebraska women's gymnastics program, academic success is as paramount as athletic accomplishments. With nine gymnasts named CoSIDA Academic All-Americans and 24 women capturing 68 NACGC Scholastic All-America Awards since 1994, the Huskers have maintained a high standard of academic excellence and set high expectations at the University of Nebraska.

In Kendig's 15 years at NU, 68 gymnasts have been named NACGC Scholastic All-Americans. The 2007 season was no different, as two Huskers -- Stephanie Carter and Michele Zabawa -- were selected as Scholastic All-Americans, marking the 14th straight year that two or more Nebraska gymnasts were honored.

Since 1988, nine Husker gymnasts have earned CoSIDA Academic All-America recognition, while Nebraska boasts a nation-leading 268 academic All-America honors across all sports.

Mary Ocel was the first NU gymnast to earn academic All-America status, garnering third-team honors in 1988 with a 3.9 GPA. Jane Clemons earned a third-team spot in 1990 with a 3.663 GPA in addition to her Big Eight all-around title that year. In 1993 and 1994, Nicole Duval was named a third-team academic All-American before garnering first-team accolades as a senior, becoming the only Husker to ever earn the scholastic honor three times.

Joy Taylor, the 1996 Academic All-American Gymnast of the Year, graduated with a 4.0 GPA in biological sciences in 1996. A two-time academic selection, she was the first Husker female gymnast to earn both athletic and academic All-America honors in the same season. Her teammate, Kim DeHaan, who was a first-team academic selection, followed in Taylor's footsteps by earning scholastic and athletic honors in the same season.

Bree Dority O'Callaghan captured third-team academic All-America and second-team All-America honors on the uneven bars in 2001. She graduated in August 2003 with degrees in economics and finance.

In 2002 and 2003, Jen French was named to the academic All-America second team, while her teammate Libby Landgraf was named first-team academic All-American in 2004, becoming the eighth honoree.

Richelle Simpson is the most recent Husker to earn academic All-America honors. One of the finest student-athletes in NU history, she was named to the second team and earned a multitude of national awards in her junior and senior seasons.



Mary Ocel
Third team • 1988



Jane Clemons
Third team • 1990



Nicole Duval
Third team • 1993, 1994
First team • 1995



Joy Taylor
Second team • 1995
First team • 1996



Kim DeHaan
First team • 1996



Bree Dority O'Callaghan
Third team • 2001



Jen French
Second team • 2002, 2003



Libby Landgraf
First team • 2004



Richelle Simpson
Second team • 2005

25 CONSECUTIVE NCAA POSTSEASON APPEARANCES

NATIONAL ACADEMIC ACHIEVEMENTS

NCAA TOP EIGHT AWARD

2004-05 Richelle Simpson

NCAA WOMAN OF THE YEAR

1994-95 Nicole Duval
..... (State Winner)
1996-97 Shelly Bartlett
..... (National Finalist)
2004-05 Richelle Simpson
..... (National Finalist)

NU STUDENT-ATHLETE OF THE YEAR

1994-95 Nicole Duval
1996-97 Shelly Bartlett
2004-05 Richelle Simpson
2006-07 Stephanie Carter

NACGC SCHOLASTIC ALL-AMERICANS

(Since 1997)

1996-97 (4) Shelly Bartlett
..... Courtney Brown
..... Kim DeHaan
..... Misty Oxford
1997-98 (3) Courtney Brown
..... Laura Ohlendorf
..... Misty Oxford
1998-99 (4) Courtney Brown

..... Bree Dority
..... Laurie McLaughlin
..... Laura Ohlendorf
1999-2000 (5) Bree Dority
..... Jen French
..... Arica Lamb
..... Jess Wertz
..... Nicole Wilkinson
2000-01 (6) Gina Bruce
..... Jen French
..... Alecia Ingram
..... Libby Landgraf
..... Bree Dority O'Callaghan
..... Jess Wertz
2001-02 (7) Gina Bruce
..... Jen French
..... Carrie Gloudemans
..... Libby Landgraf
..... Jamie Saas
..... Richelle Simpson
..... Jess Wertz
2002-03 (8) Gina Bruce
..... Tiffany Byrd
..... Jen French
..... Carrie Gloudemans

..... Libby Landgraf
..... Jamie Saas
..... Richelle Simpson
..... Jess Wertz
2003-04 (7) Tiffany Byrd
..... Stephanie Carter
..... Carrie Gloudemans
..... Libby Landgraf
..... Jamie Saas
..... Richelle Simpson

..... Kylie Tanner
2004-05 (3) Stephanie Carter
..... Kristi Esposito
..... Richelle Simpson
2005-06 (3) Stephanie Carter
..... Dani Millis
..... Michele Zabawa
2006-07 (2) Stephanie Carter
..... Michele Zabawa



HUSKER FIRST-TEAM ALL-AMERICANS



Patty Carmichael-Gerard
1979



Renee Reisdorff
1979



Tami Bair
1989



Vanessa Meloche earned All-America honors on bars in 2006.



Michele Bryant
1989 • 1990



Crystal Savage
1989



Shelly Bartlett
1997



Misty Oxford
1997



Heather Brink
1997 • 1999 • 2000



A.J. Lamb
2000 • 2002 • 2003



Gina Bruce
2001 • 2003



Tami Harris
2001 • 2003



Alecia Ingram
2001



Julie Houk
2002 • 2003



Jess Wertz
2002 • 2003



Richelle Simpson
2003



Libby Landgraf
2004



Kristi Esposito
2004 • 2005



Emily Parsons
2005 • 2006 • 2007 • 2008



Vanessa Meloche
2006



Tricia Woo
2006 • 2007



Desire' Sniatynski
2008

25 CONSECUTIVE NCAA POSTSEASON APPEARANCES

NEBRASKA'S ALL-AMERICANS

FIRST TEAM

1979

- Patty Carmichael-Gerard: AA (10th), FX (5th)
- Renee Reisdorff - BB (3rd)

1989

- Tami Bair: V (5th), BB (4th)
- Michele Bryant: UB (7th)
- Crystal Savage: UB (2nd)

1990

- Michele Bryant: V (1st), UB (6th)

1997

- Shelly Bartlett: UB (9th)
- Heather Brink: V (8th)
- Misty Oxford: V (11th), FX (11th)

1999

- Heather Brink: AA (5th), FX (4th), V (12th)

2000

- Heather Brink: AA (1st), V (1st), UB (2nd), FX (8th)
- A.J. Lamb: FX (9th)

2001

- Gina Bruce: V (7th)
- Tami Harris: UB (8th)
- Alecia Ingram: AA (6th), UB (8th)

2002

- Julie Houk: UB (10th)
- A.J. Lamb: V (5th), UB (9th)
- Jess Wertz: V (9th)

2003

- Gina Bruce: V (10th)
- Julie Houk: UB (9th)
- A.J. Lamb: AA (4th), BB (3rd), FX (4th)
- Richelle Simpson: AA (1st), V (6th), UB (2nd), BB (2nd), FX (1st)

2004

- Kristi Esposito: AA (13th), BB (3rd)
- Libby Landgraf: UB (11th)

2005

- Kristi Esposito: BB (2nd)
- Emily Parsons: FX (3rd)

2006

- Vanessa Meloche: UB (10th)
- Emily Parsons: V (4th), FX (6th), AA (6th)
- Tricia Woo: FX (10th)

2007

- Emily Parsons: V (3rd), FX (4th)
- Tricia Woo: BB (13th)
- Michele Zabawa: V*

2008

- Emily Parsons: BB (2nd)
- Desire' Sniatynski: UB (12th)

*Denotes gymnast did not compete in event finals

SECOND TEAM

1995

- Joy Taylor: UB (15th)

1996

- Kim DeHaan: UB (11th)

1997

- Heather Brink: AA (12th)
- Shelly Bartlett: AA (9th), V (14th)
- Kim DeHaan: UB (14th), FX (16th)
- Misty Oxford: BB (16th)

1998

- Heather Brink: V (14th)

1999

- Misty Oxford: AA (14th), FX (11th)
- Courtney Brown: V (7th), BB (10th), FX (10th)

2000

- Heather Brink: BB (7th)
- Julie Houk: UB (18th)
- Nicole Wilkinson: BB (7th)
- Amy Ringo: FX (10th)

2001

- Bree Dority O'Callaghan: UB (17th)
- Jen French: BB (13th)
- Julie Houk: UB (13th)

2002

- Tami Harris: UB (18th)
- Libby Landgraf: UB (18th)
- A.J. Lamb: AA (11th)
- Richelle Simpson: AA (8th), V (12th), UB (18th), BB (9th)

2003

- Tami Harris: V (9th), FX (10th)
- Libby Landgraf: AA (14th), UB (10th), FX (10th)
- Jen French: FX (10th)

2004

- Libby Landgraf: V (7th)
- Michele Zabawa: V (7th)
- Jamie Saas: BB (22nd)

2005

- Emily Parsons: V (6th), BB (5th), AA (5th)
- Michele Zabawa: UB (8th)
- Desire' Sniatynski: UB (8th)

2006


- Stephanie Carter: FX (8th)
- Desire' Sniatynski: UB (8th)
- Kylie Stone: V (7th)
- Tricia Woo: BB (5th)
- Michele Zabawa: UB (8th)

2007

- Desire' Sniatynski: UB (8th)
- Michele Zabawa: UB (8th)

2008

- Emily Parsons: AA (8th)



Heather Brink owns 11 All-America honors and is tied with Emily Parsons.

ALL-AMERICANS BY CAREER TOTALS

A total of 32 Nebraska gymnasts have earned 102 All-America awards for the Huskers.

Emily Parsons.....	11
Heather Brink.....	11
Richelle Simpson.....	9
A.J. Lamb.....	7
Libby Landgraf.....	6
Michele Zabawa.....	5
Misty Oxford.....	5
Tami Harris.....	4
Julie Houk.....	4
Desire' Sniatynski.....	4
Tricia Woo.....	3
Kristi Esposito.....	3
Shelly Bartlett.....	3
Courtney Brown.....	3
Michele Bryant.....	3
Kim DeHaan.....	3
Tami Bair.....	2
Gina Bruce.....	2
Jen French.....	2
Patty Carmichael-Gerard.....	2
Alecia Ingram.....	2
Amy Ringo.....	1
Bree Dority-O'Callaghan.....	1
Renee Reisdorff.....	1
Crystal Savage.....	1
Joy Taylor.....	1
Nicole Wilkinson.....	1
Jess Wertz.....	1
Jamie Saas.....	1
Stephanie Carter.....	1
Vanessa Meloche.....	1
Kylie Stone.....	1

25 CONSECUTIVE NCAA POSTSEASON APPEARANCES

NEBRASKA'S CONFERENCE CHAMPIONSHIPS

BIG EIGHT CONFERENCE

Year	Champion	Score	Coach	NU Finish (Score)
1975	Iowa State	98.88	Karmen Booth	4th (70.670)
1976	Colorado	99.15	Eric Singer	5th (79.200)
1977	Iowa State	123.05	Karmen Booth	2nd (116.20)
1978	Nebraska	130.75	Judy Schalk	1st
1979	Nebraska	132.55	Judy Schalk	1st
1980	Nebraska	140.55	Judy Schalk	1st
1981	Oklahoma State	144.20	Larry Billhartz	3rd (136.450)
1982	Nebraska	143.90	Judy Schalk	1st
1983	Nebraska	180.30	Judy Schalk	1st
1984	Oklahoma	179.05	Becky Switzer	2nd (176.700)
1985	Oklahoma	183.95	Becky Switzer	2nd (182.950)
1986	Oklahoma	181.15	Becky Switzer	3rd (179.950)
1987	Nebraska	185.45	Rick Walton	1st
1988	Nebraska	188.35	Rick Walton	1st
1989	Nebraska	194.25	Rick Walton	1st
1990	Nebraska	191.05	Rick Walton	1st
1991	Oklahoma	191.15	Becky Switzer	2nd (189.900)
1992	Missouri	190.90	Jake Jacobson	2nd (189.950)
1993	Oklahoma	194.45	Becky Switzer	2nd (193.300)
1994	Nebraska	193.60	Dan Kendig	1st
1995	Nebraska	194.45	Dan Kendig	1st
1996	Nebraska	195.05	Dan Kendig	1st

BIG 12 CONFERENCE

Year	Champion	Score	Coach	NU Finish (Score)
1997	Nebraska	196.20	Dan Kendig	1st
1998	Nebraska	196.55	Dan Kendig	1st
1999	Nebraska	196.75	Dan Kendig	1st
2000	Iowa State	196.775	Amy Pyle	2nd (196.750)
2001	Nebraska	197.65	Dan Kendig	1st
2002	Nebraska	196.725	Dan Kendig	1st
2003	Nebraska	197.50	Dan Kendig	1st
2004	Oklahoma	196.95	Steve Nunno	4th (196.175)
2005	Nebraska	196.65	Dan Kendig	1st
2006	Iowa State	196.425	K.J. Kindler	2nd (196.275)
2007	Nebraska	196.475	Dan Kendig	1st
2008	Oklahoma	195.875	K.J. Kindler	4th (194.975)

NEBRASKA'S CONFERENCE CHAMPIONS

ALL-AROUND

1980	Renee Reisdorff	36.60
1983	Kim Grabowski	37.00
1989	Michele Bryant, Lisa McCrady	38.90
1990	Jane Clemons	38.50
1991	Lisa McCrady	38.85
1992	Martha Jenkins	38.40
1993	Jennifer Hawkinson	39.15
1994	Jennifer Hawkinson	38.925
1995	Martha Jenkins	39.00
1996	Joy Taylor	39.375
1997	Shelly Bartlett	39.575
1998	Heather Brink	39.575
1999	Heather Brink, Misty Oxford	39.375
2003	Richelle Simpson	39.80
2005	Richelle Simpson	39.525
2007	Emily Parsons	39.65

VAULT

1978	Peggy Liddick	18.725
1983	Kim Grabowski	18.80
1984	Renee Gould	18.90
1990	Michele Bryant	9.80
1995	Martha Jenkins	9.925
1996	Joy Taylor	9.90
1998	Heather Brink	9.95
1999	Courtney Brown	9.925
2000	Heather Brink	9.975
2001	Jess Wertz	9.875
2002	A.J. Lamb, Jess Wertz	9.90
2003	A.J. Lamb, Richelle Simpson	9.90
2006	Emily Parsons	9.90
2007	Emily Parsons	9.95

UNEVEN BARS

1980	Patty Carmichael-Gerard	17.90
1989	Jane Clemons	9.85
1990	Jane Clemons, Lisa McCrady	9.85
1993	Jennifer Hawkinson	9.85
1994	Martha Jenkins	9.90
1996	Kim DeHaan	9.90
1997	Shelly Bartlett, Heather Brink	9.925
1998	Heather Brink	9.95
2000	Julie Houk	9.925
2001	Bree Dority O'Callaghan	10.00
2003	Tami Harris, Julie Houk	9.95
2004	Kristi Esposito	9.90
2005	Michele Zabawa	9.90
2006	Desiré Sniatynski, Vanessa Meloche	9.85
2007	Michele Zabawa	9.90

BALANCE BEAM

1979	Renee Reisdorff	17.05
1980	Renee Reisdorff	18.70
1985	Janet Holling	9.40
1989	Michele Bryant	9.80
1992	Martha Jenkins	9.80
1994	Shelly Bartlett	9.90
1996	Joy Taylor	9.85
1997	Shelly Bartlett	9.925
1999	Courtney Brown	9.925
2001	Bree Dority O'Callaghan, A.J. Lamb	9.95
2002	Richelle Simpson	9.95
2003	Richelle Simpson	9.975
2005	Richelle Simpson, Emily Parsons	9.85
2006	Emily Parsons	9.90
2007	Emily Parsons	9.95
2008	Tricia Woo	9.90

FLOOR EXERCISE

1979	Patty Carmichael-Gerard	17.65
1980	Renee Reisdorff	18.55
1983	Terri Furman	18.85
1984	Terri Furman	18.70
1990	Lisa McCrady	9.80
1995	Kim DeHaan	9.95
1996	Kim DeHaan	9.85
1998	Misty Oxford	9.90
1999	Heather Brink	9.925
2000	Heather Brink	9.95
2002	Richelle Simpson	9.95
2003	Richelle Simpson	10.00
2005	Richelle Simpson	9.90
2007	Emily Parsons	9.90

25 CONSECUTIVE NCAA POSTSEASON APPEARANCES



2007 Big 12 Champions

NEBRASKA'S ALL-TIME CONFERENCE HONOREES

ALL-BIG EIGHT

All-Big Eight honors were awarded to the top four finishers on each event and in the all-around at the Big Eight Championships until 1988, when it was increased to include the top six finishers.

Year	Gymnast
1978	Peggy Liddick
1979	Renee Reisdorff
	Patty Carmichael-Gerard
1980	Patty Carmichael-Gerard
	Debbie Harrison
	Sue Litrenta
	Renee Reisdorff
1981	Kim Grabowski
1982	Renee Bosle
	Pam Bussard
	Terri Furman
	Kim Grabowski
	Debbie Harrison
1983	Kim Grabowski
	Terri Furman
	Jodie Twoey
1984	Renee Bosle
	Terri Furman
	Renee Gould
	Kim Grabowski
1985	Terri Furman
	Janet Holling
	Racine Smith
1986	Cathy Cassanos
	Jeaneane Smith
1987	Michele Bryant
	Jeaneane Smith
	Racine Smith
1988	Tami Bair
	Michele Bryant
	Lisa McCrady
	Mary Ocel
	Crystal Savage
	Jeaneane Smith
1989	Tami Bair
	Michele Bryant
	Angie Burdette
	Jane Clemons
	Lisa McCrady
	Crystal Savage
	Laura Saviski
	Jeaneane Smith
1990	Tami Bair
	Michele Bryant
	Angie Burdette
	Jane Clemons
	Lisa McCrady
1991	Debbie Bryan
	Lisa McCrady
	CeCe Ocel
	Shelly Pendley
1992	Kristi Camp
	Nicole Duval

	Martha Jenkins
	CeCe Ocel
	Lori Phillips
1993	Nicole Duval
	Jennifer Hawkinson
	Martha Jenkins
	CeCe Ocel
	Lori Phillips
1994	Shelly Bartlett
	Kristi Camp
	Kim DeHaan
	Jennifer Hawkinson
	Martha Jenkins
	Lori Phillips
	Joy Taylor
1995	Shelly Bartlett
	Kim DeHaan
	Nicole Duval
	Martha Jenkins
	Joy Taylor
1996	Shelly Bartlett
	Kim DeHaan
	Misty Oxford
	Joy Taylor

ALL-BIG 12

Until 2008, All-Big 12 honors were awarded to the top four finishers in the all-around and on each event at the Big 12 Championships. Beginning in 2008, the All-Big 12 Team was chosen prior to the conference meet based on the top four conference performers' national rankings, while an All-Big 12 Championship Team was created to honor the top four finishers on each event and the all-around at the Big 12 Championships.

Year	Gymnast (Event)
1997	Shelly Bartlett
	(AA-1st; UB-1st; BB-1st; FX-4th)
	Heather Brink (AA-3rd; UB-1st)
	Courtney Brown (BB-3rd)
	Kim DeHaan (UB-3rd; FX-4th)
	Laurie McLaughlin (BB-3rd)
	Misty Oxford (V-2nd)
	Nicole Wilkinson (V-2nd)
1998	Heather Brink
	(AA-1st; V-1st; UB-1st; FX-2nd)
	Courtney Brown (FX-4th)
	Misty Oxford
	(AA-2nd; UB-4th; FX-1st)
	Nicole Wilkinson
	(AA-4th; V-2nd; UB-2nd; BB-4th)
1999	Heather Brink
	(AA-1st; V-3rd; UB-3rd; FX-1st)
	Courtney Brown (V-1st; BB-1st)
	Laurie McLaughlin (UB-3rd)
	Misty Oxford (AA-1st; FX-2nd)
2000	Heather Brink
	(AA-4th; V-1st; BB-2nd; FX-1st)
	Laura Goss (V-2nd; BB-3rd)
	Julie Houk (UB-1st)

	A.J. Lamb (V-4th; FX-3rd)
	Nicole Wilkinson (BB-3rd)
2001	Jen French (BB-4th)
	Tami Harris (UB-2nd)
	Julie Houk (UB-2nd)
	Alecia Ingram (V-4th; UB-2nd)
	A.J. Lamb (BB-1st; FX-4th)
	Libby Landgraf (FX-4th)
	Bree Dority O'Callaghan (UB-1st; BB-1st)
	Jess Wertz (V-1st)
2002	Carrie Gloudeans (FX-3rd)
	Tami Harris (BB-4th)
	A.J. Lamb (V-1st; FX-3rd)
	Richelle Simpson
	(AA-8th; BB-1st; UB-3rd; FX-1st)
	Jess Wertz (V-1st)
2003	Jen French (BB-3rd)
	Tami Harris (UB-1st)
	Julie Houk (UB-1st)
	A.J. Lamb (V-1st; FX-2nd)
	Libby Landgraf (AA-3rd; BB-3rd)
	Richelle Simpson
	(AA-1st; V-1st; BB-1st; FX-1st)
2004	Gina Bruce (V-4th)
	Libby Landgraf (AA-4th, V-4th)
	Kristi Esposito (UB-1st)
	Michele Zabawa (UB-4th)
2005	Richelle Simpson
	(AA-1st; V-2nd; UB-4th; BB-1st; FX-1st)
	Emily Parsons (V-2nd; BB-1st)

	Jamie Saas (FX-3rd)
2006	Emily Parsons
	(V-1st; BB-1st; FX-2nd; AA-2nd)
	Stephanie Carter (V-3rd)
	Kylie Stone (AA-4th)
	Desire' Sniatynski (UB-1st)
	Vanessa Meloche (UB-1st)
	Tricia Woo (BB-3rd)
2007	Emily Parsons
	(V-1st; UB-4th; BB-1st; FX-1st; AA-1st)
	Stephanie Carter (UB-4th)
	Michele Zabawa (UB-1st)
	Desire' Sniatynski (UB-4th)
	Brittney Williams (UB-4th)
	Kylie Stone (V-4th)
	Kathryn Howard (BB-3rd)
2008	Emily Parsons (V, BB, FX)
	Desire' Sniatynski (UB)
	Tricia Woo (BB)

ALL-BIG 12 CHAMPIONSHIP TEAM

Year	Gymnast (Event)
2008	Emily Parsons (AA, V, BB)
	Desire' Sniatynski (AA, UB)
	Tricia Woo (BB, FX)

BIG 12 GYMNAST OF THE YEAR

Year	Gymnast
2000	Heather Brink
2001	Alecia Ingram



Libby Landgraf was a five-time All-Big 12 selection at Nebraska from 2001-04.

25 CONSECUTIVE NCAA POSTSEASON APPEARANCES

NEBRASKA'S ALL-TIME CONFERENCE HONOREES



Former Husker gymnast Stephanie Carter and football player Dane Todd were the 2007 Nebraska Student-Athletes of the Year.

25 CONSECUTIVE NCAA POSTSEASON APPEARANCES

2003.....Richelle Simpson
2007.....Emily Parsons

BIG EIGHT NEWCOMER OF THE YEAR

Year.....Gymnast
1994.....Kim DeHaan
1996.....Misty Oxford

BIG 12 NEWCOMER OF THE YEAR

Year.....Gymnast
1997.....Heather Brink
1999.....Bree Dority O'Callaghan
2000.....A.J. Lamb
2001.....Alecia Ingram
2005.....Emily Parsons

BIG 12 GYMNAST OF THE WEEK

Year.....Gymnast (Week)
1998.....Heather Brink (1/20)
.....Misty Oxford (2/3)
1999.....Misty Oxford (3/16)
.....Laurie McLaughlin (3/2)
.....Courtney Brown (2/23)
2000....Heather Brink (1/18, 2/16, 2/29, 3/7)
.....A.J. Lamb (2/1)
2001.....Alecia Ingram (1/16, 2/13)
.....Amy Ringo (1/23)
.....Tami Harris (3/7)
.....Jess Wertz (3/27)
2002.....Tami Harris (2/19)
2003.....A.J. Lamb (1/28)
....Richelle Simpson (2/4, 2/18, 2/25, 3/18, 3/25)
2004.....Libby Landgraf (1/20)
2005.....Richelle Simpson (1/25, 3/1, 3/15)
.....Emily Parsons (2/8, 2/22)
2006.....Emily Parsons (1/10, 1/17, 1/31, 2/7)
2007.....Desire' Sniatynski (1/31)
.....Emily Parsons (2/20, 2/27, 3/7, 3/13)
2008.....Desire' Sniatynski (1/15, 2/26)
.....Emily Parsons (1/29, 3/18)

BIG 12 SPECIALIST OF THE WEEK

Year.....Gymnast (Week)
2007.....Emily Parsons (1/9, 1/23, 2/6)
.....Kylie Stone (2/13)
.....Stephanie Carter (3/13, 3/26)
2008.....Tricia Woo(1/15, 2/5, 2/26)

BIG EIGHT GYMNAST OF THE MONTH

Year.....Gymnast (Month)
1993.....Nicole Duval (January)
.....Jennifer Hawkinson (February)
.....Jennifer Hawkinson (March)
1994.....Joy Taylor (January)
.....Kim DeHaan (February)
.....Jennifer Hawkinson (March)
1995.....Shelly Bartlett (January)
.....Kim DeHaan (February)
1996.....Shelly Bartlett (January)

BIG EIGHT COACH OF THE YEAR

Year.....Coach
1987.....Rick Walton
1989.....Rick Walton
1994.....Dan Kendig
1995.....Dan Kendig
1996.....Dan Kendig

BIG 12 COACH OF THE YEAR

Year.....Coach
1997.....Dan Kendig
1998.....Dan Kendig
2000.....Dan Kendig
2003.....Dan Kendig
2007.....Dan Kendig

BIG 12 SPORTSPERSON OF THE YEAR

Year.....Student-Athlete
2005.....Richelle Simpson

BIG 12 POSTGRADUATE SCHOLARSHIP

Year.....Student-Athlete
1997.....Shelly Bartlett
2005.....Richelle Simpson

ACADEMIC ALL-BIG EIGHT

Year.....Student-Athlete
1986.....Janet Holling
1987.....Tami Bair
.....Mary Ocel
.....Crystal Savage
1988.....Tami Bair
.....Mary Ocel
1989.....Angie Burdette
.....Jane Clemons
1990.....Tami Bair
.....Angie Burdette
.....Jane Clemons
.....Nita Lichtenstein
.....Lisa McCrady
1991.....Nita Lichtenstein
.....Lisa McCrady
.....CeCe Ocel
1992.....Cindy Carvajal
.....CeCe Ocel
.....Lori Phillips
1993.....Kristi Camp
.....Nicole Duval
.....Jennifer Hawkinson
.....Martha Jenkins
.....Lori Phillips
.....Joy Taylor
1994.....Lori Phillips
.....Kristi Camp
.....Nicole Duval
.....Martha Jenkins
.....Joy Taylor
.....Shelly Bartlett
.....Kim DeHaan
1995.....Shelly Bartlett
.....Kim DeHaan
.....Joy Taylor
.....Nicole Duval
.....Kristi Camp
.....Jennifer Hawkinson
.....Martha Jenkins
1996.....Shelly Bartlett
.....Kim DeHaan
.....Laurie McLaughlin
.....Misty Oxford
.....Joy Taylor

FIRST-TEAM ACADEMIC ALL-BIG 12

Year.....Student-Athlete
1997.....Shelly Bartlett
.....Kim DeHaan
.....Laurie McLaughlin
.....Laura Ohlendorf
.....Misty Oxford
1998.....Courtney Brown
.....Alisha Lamb
.....Arica Lamb
.....Laurie McLaughlin
.....Laura Ohlendorf
.....Misty Oxford
.....Nicole Wilkinson
1999.....Courtney Brown
.....Bree Dority
.....Laura Goss
.....Laurie McLaughlin
.....Laura Ohlendorf
.....Misty Oxford
.....Jessica Swift
2000.....Heather Brink

.....Laura Goss
.....Arica Lamb
.....Nicole Wilkinson
2001.....Jen French
.....A.J. Lamb
.....Bree Dority O'Callaghan
.....Jess Wertz
2002.....Gina Bruce
.....Jen French
.....Tami Harris
.....A.J. Lamb
.....Libby Landgraf
.....Jess Wertz
2003.....Gina Bruce
.....Jen French
.....Carrie Gloudemans
.....Libby Landgraf
.....Jamie Saas
.....Richelle Simpson
.....Jess Wertz
2004.....Libby Landgraf
.....Jamie Saas
.....Gina Bruce
.....Tiffany Byrd
.....Stephanie Carter
2005.....Jamie Saas
.....Richelle Simpson
.....Stephanie Carter
.....Kristi Esposito
2006.....Stephanie Carter
.....Michele Zabawa
2007.....Stephanie Carter
.....Michele Zabawa
2008.....Kathryn Howard

SECOND-TEAM ACADEMIC ALL-BIG 12

Year.....Student-Athlete
2000.....Amy Ringo
2001.....Amy Ringo
2002.....Laura Goss
2003.....Tami Harris
.....A.J. Lamb
2007.....Vanessa Meloche

HONORABLE-MENTION

ACADEMIC ALL-BIG 12

Year.....Student-Athlete
1997.....Courtney Brown
.....Amie Dillman
.....Alisha Lamb
.....Arica Lamb
1998.....Jessica Swift
1999.....Heather Brink
.....Amy Ringo
.....Nicole Wilkinson

SECOND-TEAM

ACADEMIC ALL-BIG EIGHT

Year.....Student-Athlete
1989.....Laura Savi

HONORABLE-MENTION

ACADEMIC ALL-BIG EIGHT

Year.....Student-Athlete
1990.....Nita Lichtenstein
1991.....Karla Cash
1993.....Meghan Nicolini
1995.....Meghan Nicolini
1996.....Meghan Nicolini
.....Amie Dillman

NEBRASKA'S ALL-TIME TEAM RECORDS

TOP 10 ALL-TIME TEAM SCORES

Score	Meet/Opponent (Date)
1. 198.30	vs. Iowa State (3/23/03)
2. 198.025	Masters Classic (2/23/03)
3. 198.00	vs. Iowa State (3/14/04)
4. 197.75	vs. Missouri (1/31/04)
5. 197.65	at Big 12 Championships (3/24/01)
6. 197.525	vs. Iowa State (3/12/01)
7. 197.50	at Big 12 Championships (3/29/03)
197.50	at Michigan (3/14/03)
9. 197.475	vs. Alabama (1/26/03)
10. 197.375	Masters Classic (2/24/01)

TOP 10 HOME SCORES

Score	Meet/Opponent (Date)
1. 198.30	vs. Iowa State (3/23/03)
2. 198.025	Masters Classic (2/23/03)
3. 198.00	vs. Iowa State (3/14/04)
4. 197.75	vs. Missouri (1/31/04)
5. 197.525	vs. Iowa State (3/12/01)
6. 197.475	vs. Alabama (1/26/03)
7. 197.325	vs. Florida (3/4/01)
8. 197.175	vs. Oklahoma (2/1/03)
9. 197.15	Masters Classic (2/23/02)
10. 197.125	vs. Kentucky (3/23/07)

TOP 10 AWAY SCORES

Score	Meet/Opponent (Date)
1. 197.65	at Big 12 Championships (3/24/01)
2. 197.50	at Big 12 Championships (3/29/03)
197.50	at Michigan (3/14/03)
4. 197.425	at Penn State (3/1/03)
5. 197.125	at Iowa (1/18/03)
6. 197.10	at Arizona State Invitational (3/16/01)
7. 197.05	at West Virginia Invite (2/10/01)
8. 197.025	at Missouri (1/28/01)
9. 196.975	at Hearts Invitational (2/17/07)

TOP 10 VAULT SCORES

Score	Meet/Opponent (Date)
1. 49.70	vs. Oklahoma (2/1/03)
2. 49.675	vs. Iowa State (3/23/03)
3. 49.60	at Missouri (1/31/04)
4. 49.55	NCAA Super Six Finals (4/25/03)
5. 49.525	vs. Alabama (1/26/03)
6. 49.475	vs. Iowa State (3/14/04)
49.475	at Iowa State (2/11/05)
8. 49.45	at Super Six Challenge (1/11/03)
49.45	vs. Iowa State (3/1/97)
10. 49.425	vs. Missouri (1/25/08)
49.425	at Hearts Invitational (2/17/07)

TOP 10 UNEVEN BARS SCORES

Score	Meet/Opponent (Date)
1. 49.725	at Big 12 Championships (3/24/01)
2. 49.60	at Big 12 Championships (3/29/03)
49.60	at West Virginia Invitational (2/10/01)
4. 49.575	at Penn State (3/1/03)
49.575	vs. Florida (3/4/01)
6. 49.525	vs. Iowa State (3/23/03)
49.525	vs. Iowa State (3/12/01)
8. 49.475	Masters Classic (2/23/03)
49.475	at Region 3 Championships (4/1/00)

HUSKER HIGH SCORES

Event	Score	Meet/Opponent (Date)
Team	198.30	vs. Iowa State (3/23/03)
Home	198.30	vs. Iowa State (3/23/03)
Away	197.75	at Missouri (1/13/04)
Vault	49.70	vs. Oklahoma (2/1/03)
Bars	49.725	at Big 12 Championships (3/24/01)
Beam	49.675	Masters Classic (2/23/02)
Floor	49.65	at Big 12 Championships (3/29/03)



Nebraska earned a first-ever No. 1 national ranking after the 2005 Masters Classic.

10. 49.45	at Arizona State Invitational (3/16/01)
49.45	Masters Classic (2/24/01)
49.45	vs. Ohio State (2/15/04)
49.45	vs. Iowa State (3/14/04)

TOP 10 BALANCE BEAM SCORES

Score	Meet/Opponent (Date)
1. 49.675	Masters Classic (2/23/02)
2. 49.625	Masters Classic (2/23/03)
49.625	at Big 12 Championships (3/24/01)
4. 49.55	at Big 12 Championships (3/29/03)
49.55	vs. Iowa State (3/14/04)
6. 49.475	vs. Iowa State (3/23/03)
7. 49.45	at Big 12 Championships (3/22/97)
8. 49.425	at West Regional Championships (4/12/03)
9. 49.40	NCAA Super Six Finals (4/24/03)
10. 49.375	at Penn State (3/1/03)
49.375	Big 12 Championships (3/23/02)

TOP 10 FLOOR EXERCISE SCORES

Score	Meet/Opponent (Date)
1. 49.65	at Big 12 Championships (3/29/03)
2. 49.625	vs. Iowa State (3/23/03)
3. 49.575	at Michigan (3/14/03)
49.575	at Missouri (1/31/04)
5. 49.55	Masters Classic (2/23/03)
6. 49.525	vs. Alabama (1/26/03)
49.525	vs. Penn State (3/3/02)
49.525	vs. Iowa State (3/14/04)
9. 49.50	NCAA Preliminaries (4/24/03)
49.50	vs. Iowa State (3/10/02)
49.50	vs. Penn State (3/16/97)

25 CONSECUTIVE NCAA POSTSEASON APPEARANCES

NEBRASKA'S ALL-TIME INDIVIDUAL RECORDS

INDIVIDUAL SCHOOL RECORDS

Event	Score	Meet/Opponent (Date)
All-Around	39.825	Richelle Simpson, 2003
Vault	10.00	Emily Parsons, 2007
Bars	10.00	Eight other gymnasts
Beam	10.00	Bree Dority O'Callaghan, 2001
Floor	10.00	Richelle Simpson, 2003
	10.00	Richelle Simpson, 2005
	10.00	Richelle Simpson, 2003 (x3)

TOP 10 INDIVIDUAL ALL-AROUND SCORES

Score	Name	Meet/Opponent (Date)
1. 39.825	Richelle Simpson	vs. Iowa State (3/23/03)
2. 39.80	Richelle Simpson	NCAA Super Six Finals (4/25/03)
39.80	Richelle Simpson	at Big 12 Championships (3/29/03)
39.80	Richelle Simpson	Masters Classic (2/23/03)
5. 39.75	Tami Harris	vs. Iowa State (3/14/04)
39.75	A.J. Lamb	vs. Alabama (1/26/03)
7. 39.70	Richelle Simpson	vs. Michigan (1/11/04)
39.70	A.J. Lamb	vs. Iowa State (3/23/03)
39.70	Richelle Simpson	at Michigan (3/14/03)
39.70	Richelle Simpson	at Penn State (3/1/03)
39.70	Heather Brink	at Region 3 Championships (4/1/00)

TOP 10 INDIVIDUAL VAULT SCORES

Score	Name	Meet/Opponent (Date)
1. 10.00	Emily Parsons	at Hearts Invitational (2/17/07)
10.00	Richelle Simpson	at Missouri (1/28/05)
10.00	Gina Bruce	vs. Missouri (1/31/04)
10.00	Richelle Simpson	vs. Iowa State (3/23/03)
10.00	Tami Harris	vs. Oklahoma (2/1/03)
10.00	Jess Wertz	vs. Oklahoma (2/1/03)
10.00	Richelle Simpson	vs. Alabama (1/26/03)
10.00	A.J. Lamb	vs. Alabama (1/26/03)
10.00	Jess Wertz	at ASU Invitational (3/16/01)
10.00	Heather Brink	at Region 3 Championships (4/1/00)
10.00	Heather Brink	vs. BYU (3/13/00)
10.00	Heather Brink	vs. Iowa State (2/15/00)

TOP 10 INDIVIDUAL UNEVEN BARS SCORES

Score	Name	Meet/Opponent (Date)
1. 10.00	Bree Dority O'Callaghan	at Big 12 Championships (3/24/01)
2. 9.975	Tami Harris	Masters Classic (2/24/01)
9.975	Heather Brink	at Region 3 Championships (4/1/00)
4. 9.95	Vanessa Meloche	Masters Classic (2/26/06)
9.95	Libby Landgraf	at Minnesota (3/6/04)
9.95	Richelle Simpson	at NCAA Super Six Finals (4/25/03)
9.95	Richelle Simpson	at Michigan (3/14/03)
9.95	Tami Harris	at Big 12 Championships (3/29/03)
9.95	Julie Houk	at Big 12 Championships (3/29/03)
9.95	Alecia Ingram	at Big 12 Championships (3/24/01)
9.95	Alecia Ingram	vs. Iowa State (3/12/01)
9.95	Bree Dority O'Callaghan	vs. Florida (3/4/01)
9.95	Bree Dority O'Callaghan	at West Virginia Invite (2/10/01)
9.95	Heather Brink	vs. Penn State (3/14/99)
9.95	Heather Brink	Big 12 Championships (3/21/98)
9.95	Misty Oxford	at Penn State (3/14/98)
9.95	Shelly Bartlett	vs. Penn State (3/16/97)
9.95	Shelly Bartlett	vs. Iowa State (3/1/97)
9.95	Crystal Savage	vs. Washington (3/25/89)

TOP 10 INDIVIDUAL BALANCE BEAM SCORES

Score	Name	Meet/Opponent (Date)
1. 10.00	Richelle Simpson	vs. Oklahoma (2/1/03)
2. 9.975	Emily Parsons	vs. Kentucky (3/23/07)

9.975	Jamie Saas	vs. Missouri (1/31/04)
9.975	Richelle Simpson	at Big 12 Championships (3/29/03)
9.975	Richelle Simpson	vs. Iowa State (3/23/03)
9.975	Richelle Simpson	Masters Classic (2/23/03)
9.975	Richelle Simpson	Masters Classic (2/23/02)
8. 9.95	Emily Parsons	at Big 12 Championships (3/31/07)
9.95	Emily Parsons	vs. Utah (3/4/07)
9.95	Emily Parsons	at Missouri (1/26/07)
9.95	Kristi Esposito	vs. Iowa State (3/13/05)
9.95	Tami Harris	vs. Iowa State (3/14/04)
9.95	Jamie Saas	at Denver (2/21/04)
9.95	Richelle Simpson	vs. Missouri (1/31/04)
9.95	Richelle Simpson	at West Regional Championships (4/12/03)
9.95	Jamie Saas	vs. Iowa State (3/23/03)
9.95	A.J. Lamb	Masters Classic (2/23/03)
9.95	Jen French	Masters Classic (2/23/03)
9.95	Richelle Simpson	Big 12 Championships (3/23/02)
9.95	Laura Goss	Masters Classic (2/23/02)
9.95	A.J. Lamb	Masters Classic (2/23/02)
9.95	Bree Dority O'Callaghan	at Big 12 Championships (3/24/01)
9.95	A.J. Lamb	at Big 12 Championships (3/24/01)
9.95	Laurie McLaughlin	Masters Classic (2/28/99)

TOP 10 INDIVIDUAL FLOOR EXERCISE SCORES

Score	Name	Meet/Opponent (Date)
1. 10.00	Richelle Simpson	at Arkansas Quad (3/19/05)
10.00	Richelle Simpson	at Big 12 Championships (3/29/03)
10.00	Richelle Simpson	at Michigan (3/14/03)
10.00	Richelle Simpson	vs. Oklahoma (2/1/03)
5. 9.975	Emily Parsons	vs. Denver (2/23/08)
9.975	A.J. Lamb	at Michigan (3/14/03)
9.975	Richelle Simpson	Masters Classic (2/23/02)
9.975	A.J. Lamb	vs. Alabama (1/26/03)
8. 9.963	Richelle Simpson	at NCAA Event Finals (4/26/03)
9.95	Emily Parsons	Masters Classic (2/25/07)
9.95	Emily Parsons	at Hearts Invitational (2/17/07)
9.95	Emily Parsons	at NCAA Preliminaries (4/20/06)
9.95	Emily Parsons	at NCAA Super Six Finals (4/22/05)
9.95	Emily Parsons	South Central Regionals (4/9/05)
9.95	Emily Parsons	at Arkansas Quad (3/19/05)
9.95	Richelle Simpson	Masters Classic (2/27/05)
9.95	Libby Landgraf	vs. Ohio State (2/15/04)
9.95	Libby Landgraf	vs. Missouri (1/31/04)
9.95	Richelle Simpson	vs. Michigan (1/11/04)
9.95	Richelle Simpson	NCAA Super Six Finals (4/25/03)
9.95	Richelle Simpson	NCAA Preliminaries (4/24/03)
9.95	A.J. Lamb	at Big 12 Championships (3/29/03)
9.95	Richelle Simpson	vs. Iowa State (3/23/03)
9.95	A.J. Lamb	vs. Iowa State (3/23/03)
9.95	Richelle Simpson	at Masters Classic (2/23/03)
9.95	A.J. Lamb	at Masters Classic (2/23/03)
9.95	Richelle Simpson	vs. Alabama (1/26/03)
9.95	Richelle Simpson	Big 12 Championships (3/23/02)
9.95	A.J. Lamb	vs. Iowa State (3/10/02)
9.95	A.J. Lamb	vs. Missouri (1/27/02)
9.95	Richelle Simpson	at Georgia (1/6/02)
9.95	Amy Ringo	vs. Oregon State (1/14/01)
9.95	Amy Ringo	at Maui Invitational (1/5/01)
9.95	Heather Brink	at NCAA Preliminaries (4/13/00)
9.95	Heather Brink	at Big 12 Championships (3/18/00)
9.95	Heather Brink	at Oregon State (3/3/00)
9.95	Misty Oxford	vs. Penn State (3/16/97)
9.95	Kim DeHaan	vs. Iowa State (3/1/97)
9.95	Kim DeHaan	vs. Southern Utah (3/23/96)

25 CONSECUTIVE NCAA POSTSEASON APPEARANCES

BOB DEVANEY SPORTS CENTER TEAM RECORDS

TEAM RECORDS

Event	Score	School	Meet/Opponent (Date)
Team	198.30	Nebraska	vs. Iowa State (3/23/03)
Vault	49.70	Nebraska	vs. Iowa State (3/23/03)
Bars	49.575	Nebraska	vs. Florida (3/4/01)
Beam	49.675	Nebraska	Masters Classic (2/23/02)
Floor	49.625	Iowa State	vs. Nebraska (3/14/04)
	49.625	Nebraska	vs. Iowa State (3/23/03)

TOP 10 TEAM SCORES

Score	School	Meet/Opponent	Date
1. 198.30	Nebraska	vs. Iowa State	3/23/03
2. 198.025	Nebraska	Masters Classic	2/23/03
3. 198.00	Nebraska	vs. Iowa State	3/14/04
198.00	Iowa State	vs. Nebraska	3/14/04
5. 197.825	UCLA	NCAA Super Six Finals	4/25/03
6. 197.575	Nebraska	vs. Iowa State	3/12/01
7. 197.475	Nebraska	vs. Alabama	1/26/03
8. 197.325	Nebraska	NCAA Preliminaries	4/24/03
197.325	Nebraska	vs. Florida	3/4/01
10. 197.275	Alabama	NCAA Super Six Finals	4/25/03


TOP 10 VAULT SCORES

Score	School	Meet/Opponent	Date
1. 49.70	Nebraska	vs. Oklahoma	2/1/03
2. 49.675	Nebraska	vs. Iowa State	3/23/03
3. 49.55	Iowa State	vs. Nebraska	3/14/04
49.55	Nebraska	NCAA Super Six Finals	4/25/03
5. 49.525	Nebraska	vs. Alabama	1/26/03
6. 49.475	Nebraska	vs. Iowa State	3/14/04
7. 49.425	Nebraska	vs. Missouri	1/25/08
8. 49.40	UCLA	NCAA Preliminaries	4/24/03
49.40	Iowa State	vs. Nebraska	3/23/03
10. 49.375	Alabama	NCAA Preliminaries	4/24/03
49.375	Nebraska	NCAA Preliminaries	4/24/03
49.375	Nebraska	Masters Classic	2/23/03

TOP 10 UNEVEN BARS SCORES

Score	School	Meet/Opponent	Date
1. 49.575	Nebraska	vs. Florida	3/4/01
2. 49.525	Nebraska	vs. Iowa State	3/12/01
49.525	Nebraska	vs. Iowa State	3/23/03
4. 49.475	Nebraska	Masters Classic	2/23/03
5. 49.45	Nebraska	vs. Ohio State	2/15/04
49.45	Nebraska	vs. Iowa State	3/14/04
49.45	UCLA	NCAA Super Six Finals	4/25/03
8. 49.425	Alabama	NCAA Super Six Finals	4/25/03
9. 49.40	Nebraska	Big 12 Championships	3/21/98
10. 49.375	Nebraska	vs. Missouri	1/29/06
49.375	Nebraska	vs. Iowa State	3/13/05
49.375	UCLA	NCAA Preliminaries	4/24/03
49.375	Nebraska	vs. Iowa State	3/10/02
49.375	Nebraska	vs. Oregon State	1/14/01

The 2001 Huskers



25 CONSECUTIVE NCAA POSTSEASON APPEARANCES

TOP 10 BALANCE BEAM SCORES

Score	School	Meet/Opponent	Date
1. 49.675	Nebraska	Masters Classic	2/23/02
2. 49.625	Nebraska	Masters Classic	2/23/03
3. 49.55	Nebraska	vs. Iowa State	3/14/04
4. 49.525	UCLA	NCAA Super Six Finals	4/25/03
5. 49.50	Iowa State	vs. Nebraska	3/14/04
49.50	Iowa State	vs. Nebraska	3/23/03
7. 49.475	Michigan	vs. Nebraska	1/11/04
49.475	Nebraska	vs. Iowa State	3/23/03
9. 49.425	Alabama	vs. Nebraska	1/26/03
10. 49.40	Nebraska	NCAA Super Six Finals	4/25/03
49.40	Iowa State	Big 12 Championships	3/23/02

TOP 10 FLOOR EXERCISE SCORES

Score	School	Meet/Opponent	Date
1. 49.625	Iowa State	vs. Nebraska	3/14/04
49.625	Nebraska	vs. Iowa State	3/23/03
3. 49.55	Nebraska	Masters Classic	2/23/03
4. 49.525	Nebraska	vs. Iowa State	3/14/04
5. 49.525	Nebraska	vs. Alabama	1/26/03
49.525	Nebraska	vs. Penn State	3/3/02
7. 49.50	UCLA	NCAA Super Six Finals	4/25/03
49.50	Nebraska	NCAA Preliminaries	4/24/03
49.50	Oklahoma	Big 12 Championships	3/23/02
49.50	Nebraska	vs. Iowa State	3/10/02
49.50	Nebraska	vs. Penn State	3/16/97

BOB DEVANEY SPORTS CENTER INDIVIDUAL RECORDS

INDIVIDUAL RECORDS

Event	Score	Gymnast-School (Date)
All-Around	39.825	Richelle Simpson, Nebraska (3/23/03)
Vault	10.00	Janet Anson, Iowa State (3/14/04)
Bars	10.00	Eight other gymnasts
Beam	9.95	15 gymnasts
Beam	10.00	Richelle Simpson, Nebraska (2/1/03)
Floor	10.00	Richelle Simpson, Nebraska (2/1/03)

TOP 10 INDIVIDUAL ALL-AROUND SCORES

Score	Name (School)	Meet/Opponent (Date)
1. 39.825	Richelle Simpson (Nebraska)	vs. Iowa State (3/23/03)
2. 39.80	Richelle Simpson (Nebraska)	NCAA Super Six Finals (4/25/03)
39.80	Richelle Simpson (Nebraska)	Masters Classic (2/23/03)
4. 39.75	Tami Harris (Nebraska)	vs. Iowa State (3/14/04)
39.75	A.J. Lamb (Nebraska)	vs. Oklahoma (1/26/03)
6. 39.725	Erin Dethloff (Iowa State)	vs. Nebraska (3/14/04)
39.725	Jamie Dantzscher (UCLA)	NCAA Super Six Finals (4/25/03)
8. 39.70	Janet Anson (Iowa State)	vs. Nebraska (3/14/04)
39.70	Richelle Simpson (Nebraska)	vs. Michigan (1/11/04)
39.70	A.J. Lamb (Nebraska)	vs. Iowa State (3/23/03)

TOP 10 INDIVIDUAL VAULT SCORES

Score	Name (School)	Meet/Opponent (Date)
1. 10.00	Janet Anson (Iowa State)	vs. Nebraska (3/14/04)
10.00	Ashley Miles (Alabama)	NCAA Preliminaries (4/24/03)
10.00	Richelle Simpson (Nebraska)	vs. Iowa State (3/23/03)
10.00	Tami Harris (Nebraska)	vs. Oklahoma (2/1/03)
10.00	Jess Wertz (Nebraska)	vs. Oklahoma (2/1/03)
10.00	A.J. Lamb (Nebraska)	vs. Alabama (1/26/03)
10.00	Richelle Simpson (Nebraska)	vs. Alabama (1/26/03)
10.00	Heather Brink (Nebraska)	vs. BYU (3/13/00)
10.00	Heather Brink (Nebraska)	vs. Iowa State (2/15/00)
10. 9.975	Emily Parsons (Nebraska)	vs. Denver (2/23/08)
9.975	Emily Parsons (Nebraska)	vs. Arkansas (3/19/06)
9.975	Richelle Simpson (Nebraska)	vs. Michigan (1/11/04)
9.975	Richelle Simpson (Nebraska)	NCAA Super Six Finals (4/25/03)
9.975	Richelle Simpson (Nebraska)	Masters Classic (2/23/03)
9.975	Alecia Ingram (Nebraska)	vs. Iowa State (3/12/01)

TOP 10 INDIVIDUAL UNEVEN BARS SCORES

Score	Name (School)	Meet/Opponent (Date)
1. 9.95	Vanessa Meloche (Nebraska)	Masters Classic (2/26/06)
9.95	Ashley Kelly (Arizona State)	Masters Classic (2/29/04)
9.95	Richelle Simpson (Nebraska)	NCAA Super Six Finals (4/25/03)
9.95	Jamie Dantzscher (UCLA)	NCAA Preliminaries (4/24/03)
9.95	Julie Houk (Nebraska)	vs. Iowa State (3/23/03)
9.95	Carly Dockendorf (Washington)	Masters Classic (2/23/03)
9.95	Tami Harris (Nebraska)	Masters Classic (2/23/03)
9.95	Julie Houk (Nebraska)	Masters Classic (2/23/03)
9.95	Julie Houk (Nebraska)	Masters Classic (2/23/02)
9.95	Alecia Ingram (Nebraska)	vs. Iowa State (3/12/01)
9.95	Julie Houk (Nebraska)	vs. Florida (3/4/01)
9.95	Bree Dority O'Callaghan (Nebraska)	vs. Florida (3/4/01)
9.95	Julie Houk (Nebraska)	vs. Florida (1/14/01)
9.95	Julie Houk (Nebraska)	vs. Iowa (3/12/00)
9.95	Julie Houk (Nebraska)	Masters Classic (2/27/00)
9.95	Heather Brink (Nebraska)	vs. Penn State (3/14/99)
9.95	Nikki Smith (Penn State)	vs. Nebraska (3/14/99)
9.95	Heather Brink (Nebraska)	Big 12 Championships (3/21/98)
9.95	Shelly Bartlett (Nebraska)	vs. Penn State (3/16/97)

9.95	Shelly Bartlett (Nebraska)	vs. Iowa State (3/1/97)
9.95	Bridget Sandman (Arizona State)	Masters Classic (2/23/97)
9.95	Sandy Woosley (Utah)	Midwest Regional (4/8/95)
9.95	Crystal Savage (Nebraska)	vs. Washington (3/25/89)

TOP 10 INDIVIDUAL BALANCE BEAM SCORES

Score	Name (School)	Meet/Opponent (Date)
1. 10.00	Richelle Simpson (Nebraska)	vs. Oklahoma (2/1/03)
2. 9.975	Emily Parsons (Nebraska)	vs. Kentucky (3/23/07)
9.975	Jamie Saas (Nebraska)	vs. Missouri (1/31/04)
9.975	Richelle Simpson (Nebraska)	vs. Iowa State (3/23/03)
9.975	Richelle Simpson (Nebraska)	Masters Classic (2/23/03)
9.975	Richelle Simpson (Nebraska)	Masters Classic (2/23/02)
9.975	Hilary Thompson (Florida)	vs. Nebraska (3/4/01)
9.975	Suzanne Metz (Utah)	Midwest Regional (4/8/95)
9.95	Emily Parsons (Nebraska)	vs. Utah (3/4/07)
9.95	Kristi Esposito (Nebraska)	vs. Iowa State (3/13/05)
9.95	Tami Harris (Nebraska)	vs. Iowa State (3/14/04)
9.95	Erin Dethloff (Iowa State)	vs. Nebraska (3/14/04)
9.95	Elise Ray (Michigan)	vs. Nebraska (1/11/04)
9.95	Kate Richardson (UCLA)	NCAA Super Six Finals (4/25/03)
9.95	Jamie Saas (Nebraska)	vs. Iowa State (3/23/03)
9.95	Jen French (Nebraska)	Masters Classic (2/23/03)
9.95	A.J. Lamb (Nebraska)	Masters Classic (2/23/03)
9.95	Richelle Simpson (Nebraska)	Big 12 Championships (3/23/02)
9.95	Stacy Wong (Washington)	Masters Classic (2/23/03)
9.95	Laura Goss (Nebraska)	Masters Classic (2/23/02)
9.95	A.J. Lamb (Nebraska)	Masters Classic (2/23/02)
9.95	Stephanie Sweitzer (Iowa State)	vs. Nebraska (3/12/01)
9.95	Laurie McLaughlin (Nebraska)	Masters Classic (2/28/99)
9.95	Kelli More (Iowa State)	Big 12 Championships (3/21/98)
9.95	Tenli Poggemeyer (Arizona)	Midwest Regional (4/8/95)

TOP 10 INDIVIDUAL FLOOR EXERCISE SCORES

Score	Name (School)	Meet/Opponent (Date)
1. 10.00	Richelle Simpson (Nebraska)	vs. Oklahoma (2/1/03)
2. 9.975	Emily Parsons (Nebraska)	vs. Denver (2/23/08)
9.975	Jamie Dantzscher (UCLA)	NCAA Super Six Finals (4/25/03)
9.975	A.J. Lamb (Nebraska)	vs. Alabama (1/26/03)
9.975	Richelle Simpson (Nebraska)	Masters Classic (2/23/02)
9.975	Hilary Thompson (Florida)	vs. Nebraska (3/4/01)
7. 9.963	Richelle Simpson (Nebraska)	NCAA Event Finals (4/26/03)
8. 9.95	Emily Parsons (Nebraska)	Masters Classic (2/25/07)
9.95	Emily Parsons (Nebraska)	vs. Michigan (1/13/06)
9.95	Emily Parsons (Nebraska)	South Central Regional (4/9/05)
9.95	Richelle Simpson (Nebraska)	vs. Michigan (1/11/04)
9.95	Richelle Simpson (Nebraska)	NCAA Super Six Finals (4/25/03)
9.95	Jamie Dantzscher (UCLA)	NCAA Preliminaries (4/24/03)
9.95	Richelle Simpson (Nebraska)	NCAA Preliminaries (4/24/03)
9.95	A.J. Lamb (Nebraska)	vs. Iowa State (3/23/03)
9.95	Richelle Simpson (Nebraska)	vs. Iowa State (3/23/03)
9.95	A.J. Lamb (Nebraska)	Masters Classic (2/23/03)
9.95	Richelle Simpson (Nebraska)	Masters Classic (2/23/03)
9.95	Richelle Simpson (Nebraska)	vs. Alabama (1/26/03)
9.95	Richelle Simpson (Nebraska)	Big 12 Championships (3/23/02)
9.95	Kasie Tamayo (Oklahoma)	Big 12 Championships (3/23/02)
9.95	Sissy Huey (Iowa State)	vs. Nebraska (3/10/02)
9.95	A.J. Lamb (Nebraska)	vs. Iowa State (3/10/02)
9.95	A.J. Lamb (Nebraska)	vs. Missouri (1/27/02)
9.95	Stephanie Sweitzer (Iowa State)	vs. Nebraska (3/12/01)
9.95	Amy Ringo (Nebraska)	vs. Oregon State (1/14/01)
9.95	Misty Oxford (Nebraska)	vs. Penn State (3/16/97)
9.95	Ellen Casey (Penn State)	vs. Nebraska (3/16/97)
9.95	Kim DeHaan (Nebraska)	vs. Iowa State (3/1/97)
9.95	Kim DeHaan (Nebraska)	vs. Southern Utah (3/23/96)

MASTERS CLASSIC RECORDS

TEAM RECORDS

Event	Score	Gymnast	Year
All-Around	39.80	Richelle Simpson (Nebraska)	2003
Vault	9.975	Richelle Simpson (Nebraska)	2005
Bars	9.975	Tami Harris (Nebraska)	2001
Beam	9.975	Richelle Simpson (Nebraska)	2003
Floor	9.975	Richelle Simpson (Nebraska)	2002

TEAM RECORDS

Event	Score	School	Year
Team	198.025	Nebraska	2003
Vault	49.375	Nebraska	2003
Bars	49.375	Nebraska	2003
Beam	49.675	Nebraska	2002
Floor	49.55	Nebraska	2003



Masters Classic

TOP 10 INDIVIDUAL BALANCE BEAM SCORES

Score	Gymnast (School)	Year
1. 9.975	Richelle Simpson (Nebraska)	2003
9.975	Richelle Simpson (Nebraska)	2002
3. 9.95	Jen French (Nebraska)	2003
9.95	A.J. Lamb (Nebraska)	2003
9.95	Stacy Wong (Washington)	2003
9.95	Laura Goss (Nebraska)	2002
9.95	A.J. Lamb (Nebraska)	2002
9.95	Laurie McLaughlin (Nebraska)	1999
9. 9.925	Erinn Dooley (Florida)	2004
10. 9.90	Tricia Woo (Nebraska)	2006
9.90	Emily Parsons (Nebraska)	2005
9.90	Jamie Saas (Nebraska)	2004
9.90	Ashley Kelly (Arizona State)	2004
9.90	Lindsay Beddow (LSU)	2003
9.90	Megan Durning (LSU)	2003
9.90	Libby Landgraf (Nebraska)	2003
9.90	Jen French (Nebraska)	2002
9.90	Tami Harris (Nebraska)	2002
9.90	Alecia Ingram (Nebraska)	2001
9.90	Heather Brink (Nebraska)	1999
9.90	Kit Johnson (Maryland)	1999
9.90	Lea Craver (Arizona State)	1999
9.90	Heather Brink (Nebraska)	1997
9.90	Carie Courtney (Arizona State)	1997
9.90	Dee Dee Foster (Alabama)	1991

TOP FIVE TEAM SCORES

Score	School	Year
1. 198.025	Nebraska	2003
2. 197.375	Nebraska	2001
3. 197.15	Nebraska	2002
4. 196.775	Nebraska	2000
5. 196.725	Nebraska	2005

TOP FIVE VAULT SCORES

Score	School	Year
1. 49.375	Nebraska	2003
2. 49.35	Nebraska	2004
3. 49.275	Nebraska	2007
49.275	Nebraska	2005
5. 49.225	Nebraska	2001

TOP FIVE UNEVEN BARS SCORES

Score	School	Year
1. 49.475	Nebraska	2003
2. 49.45	Nebraska	2001
3. 49.35	Nebraska	2000
4. 49.325	Stanford	2007
49.325	Nebraska	2002

TOP FIVE BALANCE BEAM SCORES

Score	School	Year
1. 49.675	Nebraska	2002
2. 49.625	Nebraska	2003
3. 49.275	Nebraska	2001
4. 49.15	Nebraska	1997
5. 49.125	Nebraska	2000

TOP FIVE FLOOR EXERCISE SCORES

Score	School	Year
1. 49.55	Nebraska	2003
2. 49.425	Nebraska	2001
3. 49.40	Nebraska	2005
4. 49.325	Nebraska	2002
5. 49.30	Ohio State	2002

TOP 10 ALL-AROUND SCORES

Score	Gymnast (School)	Year
1. 39.80	Richelle Simpson (Nebraska)	2003
2. 39.625	Richelle Simpson (Nebraska)	2005

3. 39.60	A.J. Lamb (Nebraska)	2003
4. 39.575	Heather Brink (Nebraska)	2000
5. 39.55	Tami Harris (Nebraska)	2004
39.55	Ashley Kelly (Arizona State)	2004
7. 39.525	Richelle Simpson (Nebraska)	2002
8. 39.45	Emily Parsons (Nebraska)	2005
39.45	Erinn Dooley (Florida)	2004
10. 39.425	Shelly Bartlett (Nebraska)	1997

TOP 10 INDIVIDUAL VAULT SCORES

Score	Gymnast (School)	Year
1. 9.975	Richelle Simpson (Nebraska)	2005
9.975	Richelle Simpson (Nebraska)	2003
3. 9.925	Emily Parsons (Nebraska)	2007
9.925	Emily Parsons (Nebraska)	2005
9.925	Tami Harris (Nebraska)	2004
9.925	Kelly McDonald (Washington)	2003
9.925	TeShawne Jackson (West Virginia)	2002
8. 9.90	Nicole Ourada (Stanford)	2007
9.90	Emily Parsons (Nebraska)	2006
9.90	Tami Harris (Nebraska)	2003
9.90	Tanya Powers (Washington)	2003
9.90	Kari Williams (West Virginia)	2002
9.90	Alecia Ingram (Nebraska)	2001
9.90	Heather Brink (Nebraska)	2000
9.90	Courtney Brown (Nebraska)	1999
9.90	Wendy Marshall (Michigan)	1996

TOP 10 INDIVIDUAL UNEVEN BARS SCORES

Score	Gymnast (School)	Year
1. 9.975	Tami Harris (Nebraska)	2001
2. 9.95	Vanessa Meloche (Nebraska)	2006
9.95	Ashley Kelly (Arizona State)	2004
9.95	Tami Harris (Nebraska)	2003
9.95	Julie Houk (Nebraska)	2003
9.95	Carly Dockendorf (Washington)	2003
9.95	Julie Houk (Nebraska)	2002
9.95	Julie Houk (Nebraska)	2000
9.95	Bridget Sandman (Arizona State)	1997
10. 9.925	Carly Janiga (Stanford)	2007
9.925	Melanie Schiff (Denver)	2001
9.925	Heather Brink (Nebraska)	2000
9.925	Kim DeHaan (Nebraska)	1996

TOP 10 INDIVIDUAL FLOOR EXERCISE SCORES

Score	Gymnast (School)	Year
1. 9.975	Richelle Simpson (Nebraska)	2002
2. 9.95	Emily Parsons (Nebraska)	2007
9.95	Richelle Simpson (Nebraska)	2005
9.95	A.J. Lamb (Nebraska)	2003
9.95	Richelle Simpson (Nebraska)	2003
6. 9.925	Emily Parsons (Nebraska)	2005
9.925	A.J. Lamb (Nebraska)	2001
9.925	Bree Dority O'Callaghan (Nebraska)	2001
9.925	Jess Wertz (Nebraska)	2001
9.925	Heather Brink (Nebraska)	2000

MASTERS CLASSIC TEAM CHAMPIONS

Year	Team	Score
1989	Nebraska	192.10
1990	Nebraska	190.05
1991	Alabama	190.80
1992	Arizona	192.05
1993	Michigan State	190.75
1994	no Masters Classic held	
1995	Nebraska	192.05
1996	Nebraska	196.625
1997	Nebraska	193.80
1998	Nebraska	193.35
1999	Nebraska	195.725
2000	Nebraska	196.775
2001	Nebraska	197.375
2002	Nebraska	197.15
2003	Nebraska	198.025
2004	Nebraska	196.525
2005	Nebraska	196.725
2006	Nebraska	195.25
2007	Nebraska	196.40
2008	no Masters Classic held	


NEBRASKA'S BIG 12 CHAMPIONSHIP RECORDS

TEAM RECORDS

Event	Score	Gymnast	Year
AA	39.80	Richelle Simpson	2003
V	9.975	Heather Brink	2000
UB	10.00	Bree Dority O'Callaghan	2001
BB	9.975	Richelle Simpson	2003
FX	10.00	Richelle Simpson	2003

TEAM RECORDS

Event	Score	Site	Year
Team	197.65	Oklahoma	2001
V	49.375	Oklahoma	1997
UB	49.725	Oklahoma	2001
BB	49.625	Oklahoma	2001
FX	49.65	Missouri	2003



Julie Houk was a two-time Big 12 uneven bars champion at Nebraska, winning conference titles in 2001 and 2003.

TOP FIVE TEAM SCORES

Score	Year
1. 197.65	2001
2. 197.50	2003
3. 196.75	2000
196.75	1999
5. 196.725	2002

TOP FIVE VAULT SCORES

Score	Year
1. 49.375	1997
2. 49.325	2007
49.325	2005
4. 49.275	2000
5. 49.20	2002

TOP FIVE UNEVEN BARS SCORES

Score	Year
1. 49.725	2001
2. 49.60	2003
3. 49.40	1998
4. 49.30	2007
5. 49.20	2004

TOP FIVE BALANCE BEAM SCORES

Score	Year
1. 49.625	2001
2. 49.55	2003
3. 49.45	1997
4. 49.375	2002
5. 49.10	2000
49.10	1999

TOP FIVE FLOOR EXERCISE SCORES

Score	Year
1. 49.65	2003
2. 49.475	2000
3. 49.425	2002
4. 49.40	2001
5. 49.35	2005

TOP 10 ALL-AROUND SCORES

Score	Gymnast	Year
1. 39.80	Richelle Simpson	2003
2. 39.65	Emily Parsons	2007
3. 39.575	Richelle Simpson	2002

39.575	Heather Brink	1998
39.575	Shelly Bartlett	1997
6. 39.525	Richelle Simpson	2005
7. 39.45	A.J. Lamb	2002
8. 39.425	Libby Landgraf	2003
9. 39.40	Libby Landgraf	2004
10. 39.375	Emily Parsons	2006
39.375	Kristi Esposito	2004
39.375	Heather Brink	1999
39.375	Misty Oxford	1999

TOP 10 VAULT SCORES

Score	Gymnast	Year
1. 9.975	Heather Brink	2000
2. 9.95	Emily Parsons	2007
9.95	Heather Brink	1998
4. 9.925	Emily Parsons	2008
9.925	Courtney Brown	1999
6. 9.90	Emily Parsons	2006
9.90	Richelle Simpson	2005
9.90	Emily Parsons	2005
9.90	A.J. Lamb	2003
9.90	Richelle Simpson	2003
9.90	A.J. Lamb	2002
9.90	Jess Wertz	2002
9.90	Laura Goss	2000
9.90	Misty Oxford	1997
9.90	Nicole Wilkinson	1997

TOP 10 UNEVEN BARS SCORES

Score	Gymnast	Year
1. 10.00	Bree Dority O'Callaghan	2001
2. 9.95	Tami Harris	2003
9.95	Julie Houk	2003
9.95	Tami Harris	2001
9.95	Julie Houk	2001
9.95	Alecia Ingram	2001
9.95	Heather Brink	1998
8. 9.925	Richelle Simpson	2003
9.925	Julie Houk	2001
9.925	Julie Houk	2000
9.925	Nicole Wilkinson	1998
9.925	Shelly Bartlett	1997
9.925	Heather Brink	1997

TOP 10 BALANCE BEAM SCORES

Score	Gymnast	Year
1. 9.975	Richelle Simpson	2003
2. 9.95	Emily Parsons	2007
9.95	Richelle Simpson	2002
9.95	Bree Dority O'Callaghan	2001
9.95	A.J. Lamb	2001
6. 9.925	Jamie Saas	2003
9.925	Jen French	2001
9.925	Courtney Brown	1999
9.925	Shelly Bartlett	1997
10. 9.90	Tricia Woo	2008
9.90	Emily Parsons	2006
9.90	Jen French	2003
9.90	Libby Landgraf	2003
9.90	Tami Harris	2002
9.90	Tami Harris	2001
9.90	Alecia Ingram	2001
9.90	Courtney Brown	1997
9.90	Laurie McLaughlin	1997

TOP 10 FLOOR EXERCISE SCORES

Score	Gymnast	Year
1. 10.00	Richelle Simpson	2003
2. 9.95	A.J. Lamb	2003
9.95	Richelle Simpson	2002
9.95	Heather Brink	2000
5. 9.925	Richelle Simpson	2005
9.925	Heather Brink	1999
7. 9.90	Emily Parsons	2007
9.90	Emily Parsons	2006
9.90	Jamie Saas	2005
9.90	Jen French	2003
9.90	Julie Houk	2003
9.90	Libby Landgraf	2003
9.90	Carrie Gloude-mans	2002
9.90	A.J. Lamb	2002
9.90	A.J. Lamb	2001
9.90	Libby Landgraf	2001
9.90	A.J. Lamb	2000
9.90	Misty Oxford	1999
9.90	Misty Oxford	1998

25 CONSECUTIVE NCAA POSTSEASON APPEARANCES

NEBRASKA'S NCAA POSTSEASON RECORDS

TEAM RECORDS

Event	Score	Meet (Date)
Vault	49.55	NCAA Preliminaries (4/24/03)
Bars	49.475	at NCAA Region 3 Championships (4/1/00)
Beam	49.425	at NCAA West Regional Championships (4/12/03)
Floor	49.50	NCAA Preliminaries (4/24/03)
Team	197.325	NCAA Preliminaries (4/24/03)

INDIVIDUAL RECORDS

Event	Score	Gymnast, Meet
All-Around	39.80	Richelle Simpson, Super Six Finals, 2003
Vault	10.00	Heather Brink, at Region 3 Championships, 2000
Bars	9.975	Heather Brink, at Region 3 Championships, 2000
Beam	9.95	Richelle Simpson, at West Regional, 2003
Floor	9.963	Richelle Simpson, NCAA Event Finals, 2003

TOP 10 INDIVIDUAL ALL-AROUND SCORES

Rank	Score	Gymnast	Meet (Date)
1.	39.80	Richelle Simpson	NCAA Super Six Finals (4/25/03)
2.	39.70	Heather Brink	at Region 3 Championships (4/1/00)
3.	39.675	Richelle Simpson	NCAA Preliminaries (4/24/03)
	39.675	A.J. Lamb	NCAA Super Six Finals (4/25/03)
5.	39.625	Heather Brink	at NCAA Super Six Finals (4/14/00)
6.	39.60	Heather Brink	at NCAA Preliminaries (4/13/00)
7.	39.575	Richelle Simpson	at West Regional Championships (4/12/03)
8.	39.55	Emily Parsons	at NCAA Super Six Finals (4/22/05)
9.	39.525	Emily Parsons	South Central Regional Championships (4/9/05)
	39.525	A.J. Lamb	at West Regional Championships (4/12/03)

TOP 10 INDIVIDUAL VAULT SCORES

Rank	Score	Gymnast	Meet (Date)
1.	10.00	Heather Brink	at Region 3 Championships (4/1/00)
2.	9.975	Richelle Simpson	NCAA Super Six Finals (4/25/03)
3.	9.95	Emily Parsons	at NCAA Preliminaries (4/26/07)
	9.95	Emily Parsons	at Southeast Regional Championships (4/8/06)
	9.95	A.J. Lamb	NCAA Super Six Finals (4/25/03)
	9.95	Gina Bruce	NCAA Preliminaries (4/24/03)
	9.95	Heather Brink	at NCAA Event Finals (4/15/00)
	9.95	Heather Brink	at NCAA Super Six Finals (4/14/00)
	9.95	Heather Brink	at NCAA Super Six Finals (4/23/99)
	9.95	Heather Brink	Region 3 Championships (4/10/99)

TOP 10 INDIVIDUAL UNEVEN BARS SCORES

Rank	Score	Gymnast	Meet (Date)
1.	9.975	Heather Brink	at Region 3 Championships (4/1/00)
2.	9.95	Richelle Simpson	NCAA Super Six Finals (4/25/03)
	9.95	Julie Houk	at Region 3 Championships (4/1/00)
4.	9.925	Libby Landgraf	at NCAA Preliminaries (4/15/04)
	9.925	Heather Brink	at NCAA Event Finals (4/15/00)
	9.925	Julie Houk	at NCAA Super Six Finals (4/14/00)
	9.925	Heather Brink	at NCAA Super Six Finals (4/14/00)
	9.925	Kim DeHaan	at Midwest Regional (4/13/96)
	9.925	Shelly Bartlett	at NCAA Super Six Finals (4/18/97)
10.	9.90	Desiré Sniatynski	at NCAA Preliminaries (4/24/08)
	9.90	Desiré Sniatynski	at NCAA Super Six Finals (4/22/05)
	9.90	Julie Houk	NCAA Super Six Finals (4/25/03)
	9.90	A.J. Lamb	NCAA Super Six Finals (4/25/03)
	9.90	Julie Houk	NCAA Preliminaries (4/24/03)
	9.90	Richelle Simpson	NCAA Preliminaries (4/24/03)
	9.90	Richelle Simpson	at West Regional Championships (4/12/03)
	9.90	Julie Houk	at NCAA Super Six Finals (4/19/02)
	9.90	Libby Landgraf	at NCAA Super Six Finals (4/19/02)
	9.90	Jess Wertz	at NCAA Super Six Finals (4/19/02)



Kylie Stone is tied for the eighth spot on Nebraska's postseason floor records after scoring a 9.925 at the 2006 NCAA Super Six Finals.

9.90	Julie Houk	at NCAA Preliminaries (4/18/02)
9.90	Heather Brink	at NCAA Preliminaries (4/13/00)
9.90	Shelly Bartlett	at NCAA Preliminaries (4/17/97)
9.90	Heather Brink	at Midwest Regional (4/4/98)

TOP 10 INDIVIDUAL BALANCE BEAM SCORES

Rank	Score	Gymnast	Meet (Date)
1.	9.95	Richelle Simpson	at West Regional Championships (4/12/03)
2.	9.925	Richelle Simpson	NCAA Super Six Finals (4/25/03)
	9.925	Richelle Simpson	NCAA Preliminaries (4/24/03)
4.	9.9125	Kristi Esposito	at NCAA Event Finals (4/23/05)
5.	9.90	Kathryn Howard	at NCAA Super Six Finals (4/27/07)
	9.90	Tricia Woo	at NCAA Preliminaries (4/26/07)
	9.90	Emily Parsons	at Southeast Regional Championships (4/8/06)
	9.90	Emily Parsons	at NCAA Super Six Finals (4/22/05)
	9.90	Richelle Simpson	South Central Regional Championships (4/9/05)
	9.90	Kristi Esposito	at NCAA Preliminaries (4/15/04)
	9.90	A.J. Lamb	NCAA Super Six Finals (4/25/03)
	9.90	A.J. Lamb	at West Regional Championships (4/12/03)
	9.90	Nicole Wilkinson	Region 3 Championships (4/10/99)

TOP 10 INDIVIDUAL FLOOR EXERCISE SCORES

Rank	Score	Gymnast	Meet (Date)
1.	9.963	Richelle Simpson	NCAA Event Finals (4/26/03)
2.	9.95	Emily Parsons	at NCAA Preliminaries (4/20/06)
	9.95	Emily Parsons	at NCAA Super Six Finals (4/22/05)
	9.95	Emily Parsons	South Central Regional Championships (4/9/05)
	9.95	Richelle Simpson	NCAA Super Six Finals (4/25/03)
	9.95	Richelle Simpson	NCAA Preliminaries (4/24/03)
	9.95	Heather Brink	at NCAA Preliminaries (4/13/00)
8.	9.925	Emily Parsons	at West Regional Championships (4/14/07)
	9.925	Emily Parsons	at NCAA Super Six Finals (4/21/06)
	9.925	Kylie Stone	at NCAA Super Six Finals (4/21/06)
	9.925	Emily Parsons	at NCAA Event Finals (4/23/05)
	9.925	Emily Parsons	at NCAA Preliminaries (4/21/05)
	9.925	A.J. Lamb	NCAA Super Six Finals (4/25/03)
	9.925	A.J. Lamb	NCAA Preliminaries (4/24/03)
	9.925	Tami Harris	at South Central Regional Championships (4/7/01)
	9.925	Misty Oxford	Region 3 Championships (4/10/99)
	9.925	Shelly Bartlett	at Midwest Regional Championships (4/13/96)

25 CONSECUTIVE NCAA POSTSEASON APPEARANCES

NEBRASKA'S CLASS RECORDS

FRESHMAN RECORDS

Event	Score	Gymnast	Meet/Opponent (Date)
All-Around	39.625	Alecia Ingram	at Missouri (1/28/01)
Vault	9.975	Alecia Ingram	vs. Iowa State (3/12/01)
Uneven Bars	9.975	Tami Harris	Masters Classic (2/27/00)
Balance Beam	9.925	Kristi Esposito	vs. Iowa State (3/14/04)
	9.925	Michele Zabawa	vs. Iowa State (3/14/04)
	9.925	Kristi Esposito	at Denver (2/21/04)
	9.925	Alecia Ingram	vs. Florida (3/4/01)
	9.925	Alecia Ingram	at WVU Invite (2/10/01)
	9.925	Alecia Ingram	at Missouri (1/28/01)
Floor Exercise	9.95	Emily Parsons	at Arkansas Quadrangular (3/19/05)
	9.95	Emily Parsons	South Central Regional (4/9/05)
	9.95	Emily Parsons	at NCAA Super Six Finals (4/22/05)

SOPHOMORE RECORDS

Event	Score	Gymnast	Meet/Opponent (Date)
All-Around	39.625	Emily Parsons	vs. Michigan (1/13/06)
Vault	10.00	Jess Wertz	at ASU Invite (3/16/01)
Uneven Bars	10.00	Bree Dority O'Callaghan	at Big 12 Championships (3/24/01)
Balance Beam	9.975	Richelle Simpson	Masters Classic (2/23/02)
Floor Exercise	9.975	Richelle Simpson	Masters Classic (2/23/02)


JUNIOR RECORDS

Event	Score	Gymnast	Meet/Opponent (Date)
All-Around	39.825	Richelle Simpson	vs. Iowa State (3/23/03)
Vault	10.00	Emily Parsons	at Hearts Invitational (2/17/07)
	10.00	Richelle Simpson	vs. Iowa State (3/23/03)
	10.00	Tami Harris	vs. Oklahoma (2/1/03)
	10.00	Richelle Simpson	vs. Alabama (1/26/03)
Uneven Bars	9.95	Richelle Simpson	NCAA Super Six Finals (4/25/03)
	9.95	Julie Houk	vs. Iowa State (3/23/03)
	9.95	Richelle Simpson	at Michigan (3/14/03)
	9.95	Richelle Simpson	at Penn State (3/1/03)
	9.95	Tami Harris	Big 12 Championships (3/29/03)
	9.95	Julie Houk	Masters Classic (2/23/02)
	9.95	Heather Brink	vs. Penn State (3/14/99)
	9.95	Misty Oxford	at Penn State (3/14/98)
Balance Beam	10.00	Richelle Simpson	vs. Oklahoma (2/1/03)
Floor Exercise	10.00	Richelle Simpson	Big 12 Championships (3/29/03)
	10.00	Richelle Simpson	at Michigan (3/14/03)
	10.00	Richelle Simpson	vs. Oklahoma (2/1/03)



Emily Parsons holds the freshman class record on floor exercise, which she set with a score of 9.95 three times in 2005.

25 CONSECUTIVE NCAA POSTSEASON APPEARANCES



Richelle Simpson holds the junior class all-around record with a 39.825 against Iowa State in 2003.

SENIOR RECORDS

Event	Score	Gymnast	Meet/Opponent (Date)
All-Around	39.75	Tami Harris	vs. Missouri (1/31/04)
	39.75	A.J. Lamb	vs. Alabama (1/26/03)
Vault	10.00	Richelle Simpson	at Missouri (1/28/05)
	10.00	Gina Bruce	vs. Missouri (1/31/04)
	10.00	A.J. Lamb	vs. Alabama (1/26/03)
	10.00	Heather Brink	at NCAA Regional (4/1/00)
	10.00	Heather Brink	vs. BYU (3/13/00)
	10.00	Heather Brink	vs. Iowa State (2/15/00)
Uneven Bars	9.975	Heather Brink	at NCAA Regional (4/1/00)
Balance Beam	9.95	A.J. Lamb	Masters Classic (2/23/03)
	9.95	Laura Goss	Masters Classic (2/23/02)
	9.95	Laurie McLaughlin	Masters Classic (2/28/99)
Floor Exercise	10.00	Richelle Simpson	at Arkansas Quadrangular (3/19/05)

NEBRASKA'S ALL-TIME LETTERWINNERS

Student-Athlete	Hometown	Years Lettered at Nebraska
Albano, Trisha	Holtsville, N.Y.	1987
Bachmeier, Natalie	Minot, N.D.	1991-92
Bair, Tami	Indianapolis, Ind.	1987-88-89-90
Baker, Barbara		1976
Bartlett, Shelly	Spokane, Wash.	1994-95-96-97
Bertolotti, Elizabeth	Western Springs, Ill.	1985
Bosle, Renee	Omaha, Neb.	1982-83-84
Brezanski, Anita	Lincoln, Neb.	1982
Brink, Heather	Lincoln, Neb.	1997-98-99-00
Brown, Courtney	Fishers, Ind.	1996-97-98-99
Bruce, Gina	Champlin, Minn.	2001-02-03-04
Bryan, Debbie	Albuquerque, N.M.	1991
Bryant, Michele	Blue Springs, Mo.	1987-88-89-90
Buckey, Carrie	Green Bay, Wis.	1977-78
Burchell, Maureen	Colorado Springs, Colo.	1984
Burdette, Angie	Greeley, Colo.	1987-88-89-90
Bush, Lynne	Lincoln, Neb.	1980-81
Bussard, Pam	Littleton, Colo.	1981-82-83
Byrd, Tiffany	Orlando, Fla.	2003-04
Camp, Kristi	Mequon, Wis.	1992-93-94-95
Campbell, Brenda	Aurora, Neb.	1981
Carmichael-Gerard, Patty	Montgomeryville, Pa.	1978-79-80
Carter, Stephanie	Bryn Athyn, Pa.	2004-05-06-07
Carvajal, Cindy	San Antonio, Texas	1991-92
Cash, Karla	Willmar, Minn.	1990-91-92
Cassanos, Cathy	Newark, Ohio	1986-87
Cassello, Jackie	South Hempstead, N.Y.	1985
Chmelka, Carol	Omaha, Neb.	1980-81-82
Clemons, Jane	Omaha, Neb.	1987-88-89-90
Concannon, Jeanne	Colorado Springs, Colo.	1978
Cottrill, Nancy	New London, N.H.	1983
Czaplewski, Sandy	Grand Island, Neb.	1977-78
Davis, Erin	Round Rock, Texas	2008
DeHaan, Kim	Sioux Falls, S.D.	1994-95-96-97
Dority O'Callaghan, Bree	Kearney, Neb.	1999-00-01
Dillman, Arnie	Katy, Texas	1996-97-98-99
Duval, Nicole	Lincoln, Neb.	1992-93-94-95
Esposito, Kristi	Slidell, La.	2004-05
Evans, Nancy	Bellevue, Neb.	1980-81
Foster, Shane	Danville, Calif.	1990-91
French, Jen	Greensboro, N.C.	2000-01-02-03
Furman, Terri	Lincoln, Neb.	1982-83-84-85
Gloudehans, Carrie	Neenah, Wis.	2002-03
Gerbig, Karla		1976
Goss, Laura	Austell, Ga.	1999-00-01-02
Gould, Renee	Lincoln, Neb.	1984-85-86
Gowda, Natasha	Vancouver, British Columbia	2004
Grabowski, Kim	Lincoln, Neb.	1981-82-83-84
Habbib, Brittnee	North York, Ontario	2008
Hagemann, Char	Papillion, Neb.	1983-84-85
Hall, Teri	Emmaus, Pa.	1984-85
Hannan, Patty		1978-79-80
Harris, Tami	Virginia Beach, Va.	2001-02-03-04
Harrison, Debbie	Wilmington, Del.	1980-81-82-83
Harvey, Vicki	Omaha, Neb.	1979
Hawkinson, Jennifer	Boise, Idaho	1992-93-94-95
Hermanson, Kris		1978-79
Holling, Janet	Elkhorn, Neb.	1985-86
Houk, Julie	Hamilton, Ohio	2000-01-02-03
Howard, Kathryn	Huntsville, Texas	2007-08
Idler, Erika	Omaha, Neb.	1988
Ingram, Alecia	Knoxville, Tenn.	2001-02
Jenkins, Martha	Kingwood, Texas	1992-93-94-95
Johnson, Kylee	Lincoln, Neb.	2005
Johnson, Shelly	Laramie, Wyo.	1994-95
Kaemmerlen, Stephanie	St. Louis, Mo.	1989-90
Kinneman, Meg	Chatham, Ill.	1984
Lamb, A.J.	Lincoln, Neb.	2000-01-02-03
Lamb, Alisha	Lincoln, Neb.	1997-98-99
Lamb, Arica	Lincoln, Neb.	1997-98-99-00
Landgraf, Libby	Fort Collins, Colo.	2001-02-03-04
Laverman, Sue	Glendale, Ariz.	1987
Lichtenstein, Nina	Houston, Texas	1989-90-91
Liddick, Peggy	Lincoln, Neb.	1977-78-79
Litrenta, Susan	York, Pa.	1980-81-82
Long, Sabrina	Tulsa, Okla.	2006-08
Lundeen, Carol		1976
Madigan, Annette	St. Paul, Minn.	1982-83-84-85
Madsen, Karen	Lincoln, Neb.	1979-80
McCrary, Lisa	Egan, Minn.	1988-89-90-91
McLaughlin, Laurie	State College, Pa.	1995-96-97-98-99
Meloche, Vanessa	Montreal, Quebec	2005-06-07-08

Millis, Dani	Frisco, Texas	2004-05
Newport, Peggy		1976
Newport, Vicki		1976
Nicolini, Meghan	Annapolis, Md.	1993-94-95
Ocel, CeCe	Apple Valley, Minn.	1990-91-92
Ocel, Mary	Apple Valley, Minn.	1986-87-88
Ohlendorf, Laura	Austin, Texas	1997-98-99
Oxford, Misty	Kelso, Wash.	1996-97-98-99
Parsons, Emily	St. Charles, Mo.	2005-06-07-08
Pendley, Shelly	Oklahoma City, Okla.	1991
Petricek, Catherine Ann	Omaha, Neb.	1980
Phillips, Lori	Oklahoma City, Okla.	1991-92-93-94
Powers, Susan	Lincoln, Neb.	1983
Redwine, Mary Beth	Omaha, Neb.	1980-81-83
Reisdorff, Renee	Omaha, Neb.	1979
Richter, Robin	Lincoln, Neb.	1991-92
Rimply, Tami		1976
Ringo, Amy	Phoenix, Ariz.	1998-99-00-01
Robertson, Christine	Brookfield, Wis.	1977-78-79-80
Ruddick, Kathi		1977
Saas, Jamie	Aurora, Ill.	2002-03-04-05
Sander, Joanie	Lincoln, Neb.	1985
Savage, Crystal	Sioux Falls, S.D.	1986-87-88-89
Saviski, Laura	Westmont, Ill.	1988-89-90
Scaffidi, Maria	Sussex, Wis.	2007-08
Scott, Mary		1976
Shane, Forster		1991
Simpson, Richelle	Toronto, Ontario	2002-03-04-05
Sinclair, Billy Jo	Missoula, Mont.	1993
Slade, Jenny	Mills, Neb.	1993-94
Smith, Jeanee	Loves Park, Ill.	1986-87-88-89
Smith, Racine	Lanham, Md.	1985-86-87-88
Sniatynski, Desiré	Kenosha, Wis.	2005-06-07-08
Stone, Kylie	Calgary, Alberta	2006-07
Swift, Jess	St. Cloud, Minn.	1996-97-98-99
Tanner, Kylie	Brisbane, Australia	2004
Taylor, Joy	New Palestine, Ind.	1993-94-95-96
Twoey, Jodie	Philipsburg, Pa.	1983
Vogel, Katie	Brookfield, Wis.	1978
Vratil, Lori	Fort Collins, Colo.	1989
Wertz, Jess	Lebanon, Ohio	2000-01-02-03
Wilkinson, Nicole	London, Ontario	1997-98-99-00
Williams, Brittney	Hatboro, Pa.	2005-06-07
Woo, Tricia	Milpitas, Calif.	2006-07-08
Zabawa, Michele	Omaha, Neb.	2004-05-06-07

ASSOCIATE HEAD COACHES

Name	Year(s)
Rhonda Faehn	2001-02
Danna Durante	2006-present

ASSISTANT COACHES

Name	Year(s)
Frank O'Connor	1978
Duane West	1979-80
Dan Kendig	1981-83
Michele Love	1984-85
Jenni Huff	1986-87
Julie Williams	1988
Peggy Liddick	1989
Dan Schermann	1990-91
Mary Ocel	1990
Tami Bair	1992-93
Rob Drass	1992-99
Angela Correll	1994-95
Theresa Ijams	1996-98
Rhonda Faehn	1999-2002
Dennis Harrison	2000-2001
Adrian Burde	2001-2006
Danna Durante	2002-06
Tim Garrison	2006-present

GRADUATE ASSISTANTS

Name	Year(s)
Rob Drass	1992-93

STUDENT COACHES

Name	Year(s)
Heather Brink	2001
Dan Schermann	1988-89

VOLUNTEER COACHES

Name	Year(s)
Terri Furman	1986

NEBRASKA'S ALL-TIME RESULTS



Karen Balke
1975-76

The first head coach in Nebraska women's gymnastics history, Karen Balke guided the Huskers to a 9-12 regular-season record and a 2-9 postseason record during the 1975-76 regular season. Despite a fifth-place finish at the conference meet, the Huskers earned a berth to the AIAW Region 6 meet by averaging 79.54 points in their best three meets.

Iowa	84.75	L
Bemidji State	77.20	W
Central Missouri State	15.87	W

Note: To qualify for the regional meet, a team needed to average 76 points in three meets.



Judy Schalk
1976-83

Judy Schalk took over the head coaching reins following Nebraska's first season of varsity competition in 1976 and led the Huskers for seven seasons. She compiled an overall record of 173-121 and a regular-season record of 136-65 at Nebraska. Schalk's teams captured five conference championships and qualified for nationals four times.

Iowa State	124.05	W
South Dakota State	105.75	W
Minot State	83.75	W

Note: The top team at the region meet qualified for the national championship, provided it scored at least a 134. Any other team that scored 134 or better could earn an at-large berth.

1978

Regular Season: 21-8 • Postseason: 7-2

Date	NU	Opponent	Score	W/L
11/5	123.75	at Minnesota	125.80	L
12/3	130.75	Nebraska Quadrangular Minnesota	119.25	(1st) W
		Oklahoma State	117.20	W
		South Dakota State	95.60	W
1/9	130.05	at Rocky Mountain Open Utah State	131.65	(2nd) L
		Northern Colorado	124.80	W
		New Mexico	122.80	W
		Denver	121.55	W
		Air Force	116.65	W
		at Colorado State	115.65	W
		Eastern Montana	102.30	W
		Southern Colorado	99.60	W
1/14	98.25	Iowa State	124.25	L
1/20	121.60	at Drake	130.80	L
		Wichita State	120.80	W
1/21	123.60	at Kansas	108.60	W
1/28	130.20	Windy City Invite at Illinois-Chicago	132.10	(2nd) L
		Wisconsin-LaCrosse	121.40	W
2/4	135.90	Wichita State	118.75	W
2/11	133.10	vs. Southern Illinois Grandview	138.15	L
		at Drake	136.65	L
		at Drake	128.90	W
2/17	130.75	Big Eight Championships (hosted by Nebraska)		(1st)
		Colorado	129.15	W
		Iowa State	117.35	W
		Oklahoma State	114.10	W
		Kansas	110.60	W
2/24	132.75	at Colorado	138.05	L
		Denver	131.95	W
2/25	126.55	at Colorado State	123.25	W
3/10	135.50	at Region 6 Meet at SW Missouri State	147.45	(3rd) L
		Grandview	136.25	L
		Minnesota	131.00	W
		Wichita State	127.65	W
		Iowa State	127.65	W
		Drake	126.05	W
		Iowa	115.30	W
		Gustavus Adolphus	112.00	W
		SE Missouri State	103.75	W

1979

Regular Season: 20-10-2 • Postseason: 9-11-1

Date	NU	Opponent	Score	W/L
11/18	123.10	Minnesota	123.10	T
11/24	117.60	Midwest Open LSU	128.60	(4th) L
		Illinois-Chicago	124.75	L
		Indiana State	121.25	L
12/2	122.25	Oklahoma State	126.82	L
		South Dakota State	76.50	W
12/8	123.65	at Rocky Mountain Open Northern Colorado	128.15	(6th) L
		Ohio State	127.90	L
		Arizona State	126.65	L
		Utah State	126.00	L
		Denver	124.95	L
		at Colorado State	122.30	W
		Colorado	118.80	W
		Air Force	110.70	W
1/20	128.75	at SW Missouri State	132.75	L
		Wichita State	120.35	W
1/27	129.65	at Windy City Open Michigan	126.30	(1st) W
		at Illinois-Chicago	123.90	W
		Iowa State	123.20	W
		Central Michigan	116.65	W

1976

Regular Season: 9-12 • Postseason: 2-9

Date	NU	Opponent	Score	W/L
		Central Missouri State	77.42	W
		at Emporia State	73.11	W
		Wichita State	61.41	W
1/17	70.61	at South Dakota State Grandview	84.15	L
		Augustana	96.02	L
		Augustana	18.86	W
1/24	73.65	Drake	18.25	W
		Augustana	13.25	W
1/31	71.45	at Iowa State Invite at Iowa State	96.65	(4th) L
		St. Cloud State	80.95	L
		Mankato State	74.25	L
		Wichita State	57.45	W
2/7	64.10	Iowa	61.65	W
		Oklahoma State	54.10	W
2/14	68.14	vs. Kansas at Washburn	84.62	L
		at Washburn	71.56	L
2/20	79.20	at Big Eight Championships at Colorado	99.15	(5th) L
		Iowa State	95.80	L
		Kansas	84.55	L
		Oklahoma State	80.25	L
2/27	63.25	at South Dakota State	73.25	L
3/11	78.28	at AIAW Region 6 Meet SW Missouri State	108.28	(10th) L
		Grandview (Iowa)	105.29	L
		Minnesota	99.16	L
		Iowa State	96.79	L
		Gustavus Adolphus	93.69	L
		Kansas	88.78	L
		Mankato State	87.43	L
		at South Dakota State	87.37	L

1977

Regular Season: 14-4 • Postseason: 4-3

Date	NU	Opponent	Score	W/L
12/4	118.30	at South Dakota State	107.95	W
		Bemidji State	105.65	W
12/11	119.70	Drake	119.50	W
1/21	119.50	Kansas	75.30	W
		Chadron State	34.10	W
1/29	116.75	at Iowa State	123.95	L
		Drake	105.20	W
		Wichita State	90.20	W
1/31	118.50	Grandview	131.20	L
2/5	124.55	NW Missouri State Invite at NW Missouri State	N/A	(1st) W
		Emporia State	N/A	W
		Arkansas	N/A	W
2/10	116.20	at Big Eight Championships at Iowa State	123.05	(2nd) L
		Kansas	113.10	W
		Oklahoma State	104.85	W
2/17	124.40	SW Missouri State	134.15	L
2/24	130.28	Nebraska State Meet Chadron State	37.38	(1st) W
		South Dakota State	113.30	W
3/4	129.95	AIAW Region 6 Meet at AIAW Region 6 Meet	113.30	(4th) W
3/10	127.70	(hosted by Nebraska) SW Missouri State	142.20	L
		Grandview	136.85	L
		Iowa	128.50	L
		Minnesota	126.50	W

25 CONSECUTIVE NCAA POSTSEASON APPEARANCES



The 1979 team was the first to earn a national championship berth and produced Nebraska's first All-Americans. The team tied for 11th with LSU, led by Patty Carmichael-Gerard (front right) and Renee Reisdorf (second from the right).

NEBRASKA'S ALL-TIME RESULTS



Patty Carmichael-Gerard was one of Nebraska's first All-Americans, placing fifth on floor and 10th in the all-around at the 1979 AIAW National Championships.

		Illinois State	116.20	W
		Iowa	114.40	W
		Wis.-LaCrosse	107.45	W
		Northern Michigan	103.65	W
		Wisconsin-Eau Claire	103.30	W
2/10	135.05	Kansas	123.30	W
2/16	132.55	at Big Eight Championships		(1st)
		at Colorado	131.05	W
		Oklahoma State	129.00	W
		Kansas	124.80	W
		Iowa State	119.00	W
2/24	136.40	Colorado	129.85	W
3/2	132.25	LSU	132.25	T
3/16	135.75	at AIAW Region 6 Meet		(2nd)
		SW Missouri State	137.85	L
		Kansas	131.20	W
		at Iowa State	129.20	W
		Grandview	129.10	W
		Minnesota	128.50	W
		St. Cloud State	118.80	W
3/30	131.95	at AIAW Championships		(11th)
		Cal State Fullerton	143.80	L
		at Penn State	143.70	L
		Clarion	141.75	L
		Utah	138.10	L
		SW Missouri State	137.70	L
		USC	135.25	L
		Oregon State	134.55	L
		Louisville	133.90	L
		Pittsburgh	133.85	L
		Utah State	133.70	L
		LSU	131.95	T
		Georgia	131.60	W
		UCLA	130.95	W
		Eastern Kentucky	130.45	W
		Kent State	129.80	W

1980

Regular Season: 28-7 • Postseason: 4-16

Date	NU	Opponent	Score	W/L
11/18	135.50	at Iowa Invitational		(1st)
		at Iowa	126.60	W
		St. Cloud State	121.15	W
		Wisconsin	118.40	W
		Kansas	111.95	W
		Wisconsin-LaCrosse	108.50	W
		Mankato State	108.10	W
		South Dakota State	88.90	W
12/15	134.85	Iowa	124.65	W
1/11	131.20	at Utah State	129.10	W
		Boise State	121.70	W

1/12	127.70	at Brigham Young	135.00	L
		Montana State	111.20	W
1/19	133.65	Missouri	129.40	W
1/26	128.95	at Windy City Invite		(4th)
		Louisville	134.05	L
		Minnesota	132.45	L
		Illinois	130.55	L
		Southern Illinois	128.75	W
		Pittsburgh	127.35	W
		at Illinois-Chicago	126.85	W
		Iowa State	125.50	W
		Michigan	124.85	W
		Iowa	121.80	W
		Central Michigan	115.95	W
2/8	136.65	at Kansas	94.35	W
2/15	140.55	at Big Eight Championships		(1st)
		at Oklahoma State	138.55	W
		Missouri	135.50	W
		Colorado	133.70	W
		Iowa State	131.30	W
		Kansas	98.20	W
2/23	132.60	at Colorado	134.70	L
		Denver	129.40	W
		Colorado State	128.15	W
		Kansas	95.70	W
3/2	133.55	at LSU	141.20	L
3/9	133.80	at Oklahoma State	141.60	L
3/21	139.75	at Region 6 Meet		(2nd)
		Minnesota	141.95	L
		Missouri	137.50	W
		Iowa State	133.55	W
		Iowa	126.75	W
4/5	126.70	at Kansas	98.10	W
		at AIAW Championships		(16th)
		Penn State	145.50	L
		Utah	144.15	L
		Cal State Fullerton	143.65	L
		Oregon State	140.15	L
		UCLA	138.85	L
		at LSU	137.90	L
		Brigham Young	137.50	L
		Louisville	137.40	L
		Arizona State	136.95	L
		Jacksonville State	135.15	L
		Southern Illinois	132.85	L
		Florida	132.65	L
		Utah State	131.45	L
		Oklahoma State	131.05	L
		Minnesota	130.05	L

Note: Kansas and Colorado dropped their women's gymnastics programs following the 1980 season.



Kim Grabowski was a two-time Big Eight champion, winning titles in the all-around and vault.

1981

Regular Season: 12-19 • Postseason: 1-3

Date	NU	Opponent	Score	W/L
1/2	125.15	at Aloha Gymfest		(3rd)
		Cal State Fullerton	137.65	L
		Oregon State	135.55	L
		Stanford	122.30	W
1/17	127.25	at Minnesota Invite		(3rd)
		at Minnesota	130.40	L
		Iowa State	118.75	W
		Wisconsin	113.80	W
1/18	125.95	at Missouri	137.00	L
1/26	131.00	Oklahoma State	138.35	L
		Brigham Young	131.30	L
1/30	125.40	at Windy City Invite		(7th)
		Arizona State	137.70	L
		Louisville	135.60	L
		at Illinois-Chicago	135.45	L
		Southern Illinois	133.10	L
		Michigan	130.85	L
		Illinois	129.50	L
		Iowa State	124.05	W
2/6	133.65	at Iowa	129.80	W
2/7	134.05	at Iowa State	131.70	W
2/15	132.70	Denver	130.00	W
	136.50	at Big Eight Championships		(3rd)
		at Oklahoma State	144.20	L
		Missouri	137.55	L
		Iowa State	128.55	W
		Oklahoma	111.70	W
2/27	135.50	at Shanico Inn-vitational		(6th)
		at Oregon State	145.90	L
		UCLA	142.25	L
		LSU	141.65	L
		Washington	137.60	L
		Brigham Young	137.35	W
		Portland State	121.20	W
		Oregon	86.50	W
3/15	139.70	Utah State	139.45	W
3/27	134.35	at AIAW Region 6 Meet		(4th)
		Missouri	139.95	L
		Minnesota	135.50	L
		Iowa	134.95	L
		at Iowa State	127.45	W

1982

Regular Season: Won 22-6 • Postseason: 5-8

Date	NU	Opponent	Score	W/L
12/4	135.65	at Rocky Mountain Open		(3rd)
		Denver	137.15	L
		New Mexico	135.95	L
		Air Force	129.35	W
		Texas-El Paso	126.20	W
		Boise State	125.05	W
		Northern Colorado	121.70	W
		Montana State	119.70	W
		Southern Colorado	116.45	W
1/5	139.45	at Texas-El Paso	126.35	W
1/16	134.85	at Arizona	135.50	L
1/18	142.65	at Utah State	142.85	L
1/22	140.60	at Oklahoma State	137.70	W
		Oklahoma	138.55	W
1/23	139.25	at New Mexico	139.15	W
1/30	135.85	at Windy City Invite		(3rd)
		at Illinois-Chicago	137.85	L
		Louisville	137.45	L
		Michigan	134.85	W
		Iowa State	129.50	W
2/6	142.75	Minnesota	136.60	W
2/13	142.55	Illinois-Chicago	139.60	W
		Iowa State	130.85	W
2/21	141.25	Missouri	137.25	W
		Winona State	135.45	W
		Denver	134.55	W
2/26	143.90	at Big Eight Championships		(1st)
		at Missouri	141.50	W
		Oklahoma State	141.45	W
		Oklahoma	138.25	W
		Iowa State	125.60	W
3/12	144.20	at NCAA Central Regional		(2nd)
		at Oklahoma State	145.55	L
		Oklahoma	142.15	W

25 CONSECUTIVE NCAA POSTSEASON APPEARANCES

NEBRASKA'S ALL-TIME RESULTS

		Missouri	141.60	W
		New Mexico	139.45	W
3/26	138.10	at NCAA Championships at Utah	148.60	(8th) L
		Cal State Fullerton	144.10	L
		Penn State	143.10	L
		Oregon State	143.00	L
		Arizona State	142.95	L
		UCLA	142.40	L
		Florida	140.90	L
		Oklahoma State	137.20	W
		Michigan	136.90	W

Note: Following the 1980-81 season, the regions were realigned with schools from Texas and New Mexico added to the Central Region.

1983

Regular Season: 18-16 • Postseason: 6-9

Date	NU	Opponent	Score	W/L
12/10	168.80	at Rocky Mountain Open		(4th) L
		New Mexico	170.60	L
		Denver	169.40	L
		Brigham Young	168.90	L
		at Air Force	164.00	W
		Northern Colorado	162.85	W
		Southern Colorado	148.65	W
		Fort Hays State	143.70	W
12/28	162.50	at Aloha Gymfest (Kaneohe, Hawaii)		(3rd) L
		Arizona State	182.90	L
		Cal State Fullerton	174.35	L
		Montana State	155.90	W
1/9	167.25	at Minnesota	171.40	L
		Ohio State	174.40	L
1/14	175.35	at Missouri	172.30	W
1/22	176.35	Denver	172.40	W
		Illinois-Chicago	162.00	W
1/30	178.75	Oklahoma State	175.00	W
2/4	174.35	at Red & White Classic at Alabama	181.75	(4th) L
		Georgia	178.25	L
		Ohio State	175.25	L
		Maryland	169.55	W
2/9	173.95	at Penn State	174.75	L
2/11	177.80	at West Virginia	177.40	W
2/20	177.00	Oklahoma	176.80	W
		Iowa State	167.45	W
2/25	169.00	at Shanico Inn-vitational	185.05	(6th) L
		Arizona State	183.40	L
		Utah	183.40	L

		at Oregon State	180.55	L
		USC	176.20	L
		Georgia	175.00	L
		Michigan	167.35	W
3/4	180.30	at Big Eight Championships		(1st) W
		Oklahoma	177.20	W
		Missouri	176.05	W
		Oklahoma State	175.10	W
		at Iowa State	169.20	W
3/26	178.15	at NCAA Central Regional		(1st) W
		Minnesota	173.45	W
		Michigan State	172.00	W
		Illinois	171.75	W
		Missouri	171.70	W
		at Southern Illinois	170.45	W
		Indiana	167.35	W
4/8	165.55	at NCAA Championships		(10th) L
		at Utah	184.60	L
		Arizona State	183.30	L
		Cal State Fullerton	179.25	L
		Alabama	179.05	L
		Florida	177.85	L
		LSU	177.80	L
		UCLA	177.80	L
		Ohio State	176.65	L
		Oregon State	173.55	L

Note: A new scoring system was implemented for the 1982-83 season where five scores were counted toward the team total instead of the traditional four.



Rick Walton
1983-1993

In 10 seasons at Nebraska, Rick Walton's Huskers finished no lower than second in the conference and qualified for the NCAA Championships four straight years from 1987 to 1990, including a fourth-place showing in 1989. He finished his career with an overall record of 171-121 and a 136-65 regular-season mark.

1984

Regular Season: 19-10 • Postseason: None

Date	NU	Opponent	Score	W/L
12/9	169.65	at Rocky Mountain Open		(2nd) L
		Denver	174.65	L

		New Mexico	167.60	W
		at Air Force	166.65	W
		Northern Colorado	159.30	W
		Fort Hays State	156.75	W
		Adams State	153.00	W
		Western State	126.50	W
1/14	170.20	at Ohio State	179.45	L
		West Virginia	163.25	W
1/22	173.10	Oklahoma	173.80	L
		Iowa State	124.15	W
2/3	174.75	at Red & White Classic		(5th) L
		Georgia	181.70	L
		at Alabama	181.45	L
		Ohio State	179.30	L
		Oklahoma	177.45	L
		Maryland	174.10	W
2/7	178.05	Penn State	178.35	L
2/11	177.65	at Iowa State Quadrangular		(1st) W
		Minnesota	174.85	W
		at Iowa State	170.95	W
		Wisconsin	169.15	W
		Illinois-Chicago	167.35	W
2/19	179.15	Missouri	178.15	W
		Denver	174.10	W
2/24	179.50	at Oklahoma	180.20	L
2/25	178.85	at Oklahoma State	177.25	W
3/9	176.70	at Big Eight Championships		(2nd) L
		at Oklahoma	179.05	L
		Missouri	176.25	W
		Oklahoma State	174.35	W
		Iowa State	168.55	W

1985

Regular Season: 13-6 • Postseason: 1-4

Date	NU	Opponent	Score	W/L
1/12	178.80	Iowa State	166.95	W
1/18	174.80	Georgia	178.15	L
		Oklahoma State	172.90	W
1/31	175.55	at Illinois Triangular		(1st) W
		at Illinois State	174.65	W
		Illinois	173.80	W
2/2	178.35	at Penn State	176.60	W
2/17	179.00	Winona State	177.00	W
2/23	179.55	Ohio State	181.40	L
3/1	174.10	at Sizzler Invite		(4th) L
		at Cal State Fullerton	186.40	L
		Stanford	183.65	L
		USC	175.95	L
3/2	182.35	at ASU Triangular		(1st) W
		California	178.80	W
		UCLA	177.60	W
		at Arizona State	158.85	W
3/7	181.60	Missouri	179.70	W
3/15	182.95	Big Eight Championships (hosted by Nebraska)		(2nd) L
		Oklahoma	183.95	L
		Missouri	181.10	W
		Oklahoma State	180.35	W
		Iowa State	169.45	W
3/30	178.70	at NCAA Midwest Regional		(5th) L
		Utah	188.85	L
		at Arizona State	187.50	L
		Arizona	182.15	L
		Oklahoma	181.85	L
		Brigham Young	176.20	W

1986

Regular Season: 14-9 • Postseason: 0-5

Date	NU	Opponent	Score	W/L
1/18	182.15	at Oklahoma State	176.55	W
1/23	181.90	at Missouri	179.60	W
1/29	182.05	Penn State	178.70	W
		New Mexico	171.90	W
1/31	177.70	at Florida Quadrangular		(2nd) L
		at Florida	181.70	L
		Minnesota	173.85	W
		West Virginia	173.50	W
2/3	179.70	at Georgia	185.25	L
		Minnesota	179.30	W
2/15	179.10	at UCLA Invitational		(4th) L
		Arizona State	184.95	L



Under Head Coach Judy Schalk and Assistant Coach Dan Kendig, the 1983 Husker women's gymnastics team won its fifth Big Eight championship and first-ever regional title and went on to place 10th at the NCAA Championships.

NEBRASKA'S ALL-TIME RESULTS

		Cal State Fullerton	184.15	L			Denver	176.40	W
		at UCLA	182.40	L			Brigham Young	169.20	W
2/21	178.55	at ASU Quadrangular		(3rd)	2/22	185.20	at Utah	190.55	L
		at Arizona State	185.25	L			Utah State	185.55	L
		UCLA	183.25	L			Cal State Fullerton	185.45	L
		Houston Baptist	168.60	W	3/5	185.90	Northern Colorado	175.10	W
2/23	179.10	Illinois State	172.70	W	3/10	186.30	at Arizona State	189.35	L
3/9	182.55	Iowa State	172.45	W			Alabama	186.80	L
3/15	182.55	Missouri	176.10	W	3/12	189.05	at Arizona	189.15	L
3/21	179.95	at Big Eight Championships		(3rd)			Cal State Fullerton	185.65	W
		Oklahoma	181.15	L	3/26	188.35	at Big Eight Championships		(1st)
		Oklahoma State	180.45	L			vs. Oklahoma	186.90	W
		at Missouri	178.35	W			vs. Missouri	183.40	W
		Iowa State	82.50	W			at Iowa State	178.20	W
3/27	181.55	Iowa State	146.55	W	4/1	188.75	New Mexico	181.85	W
4/5	181.60	at NCAA Midwest Regional		(6th)	4/9	187.05	at NCAA Midwest Regional		(3rd)
		at Utah	187.75	L			Utah	190.20	L
		Arizona State	187.70	L			Arizona State	187.10	L
		Arizona	184.85	L			Arizona	186.45	W
		Oklahoma	184.10	L			Utah State	184.80	W
		Utah State	182.75	L			at Oklahoma	184.55	W

1987

Regular Season: 13-8 • Postseason: 5-12

Date	NU	Opponent	Score	W/L
1/16	181.90	Arizona	184.45	L
		Minnesota	177.45	W
1/23	182.25	at Penn State Triangular		(1st)
		Ohio State	181.75	W
		at Penn State	181.00	W
1/30	179.00	at Missouri	175.00	W
2/2	184.25	at Utah	189.75	L
2/7	184.90	Heartland Invitational		(2nd)
		Arizona State	185.10	L
		Oklahoma	182.20	W
2/15	183.40	Auburn	178.80	W
2/20	187.40	at Oklahoma	185.80	W
2/27	181.10	at Southwest Cup		(4th)
		UCLA	187.05	L
		at Arizona State	186.15	L
		Ohio State	184.05	L
3/6	185.70	Iowa State	173.65	W
3/13	187.05	Missouri	177.65	W
3/22	183.50	at Ohio State	186.00	L
3/27	185.45	at Big Eight Championships		(1st)
		Oklahoma	185.40	W
		at Missouri	181.25	W
		Iowa State	173.25	W
4/3	185.95	at New Mexico	186.05	L
		Stanford	182.95	W
4/11	185.15	at NCAA Midwest Regional		(4th)
		at Arizona State	189.00	L
		Utah	188.60	L
		Arizona	187.25	L
		Oklahoma	184.60	W
		Utah State	182.10	W
		New Mexico	180.70	W
4/24	179.50	at NCAA Championships		(10th)
		Georgia	187.90	L
		at Utah	187.55	L
		UCLA	187.00	L
		Alabama	186.60	L
		Arizona State	184.00	L
		Florida	183.80	L
		LSU	181.50	L
		Ohio State	180.20	L
		Washington	179.85	L
		Arizona	179.45	W
		Oregon State	174.50	W

1988

Regular Season: 12-8 • Postseason: Won 6-11


Date	NU	Opponent	Score	W/L
1/16	184.70	at Missouri	182.50	W
		Michigan	177.80	W
1/30	186.10	at Oklahoma Triangular		(2nd)
		Georgia	186.30	L
		at Oklahoma	184.70	W
2/5	182.65	Ohio State	183.50	L
2/8	184.30	Penn State	182.05	W
2/13	185.30	Big Red Invitational		(1st)

		at Big Eight Championships		(1st)			Houston	182.25	W
		at Big Eight Championships		(1st)			Alabama	190.05	L
		at Big Eight Championships		(1st)			Utah	189.50	L
		at Big Eight Championships		(1st)			at UCLA	188.80	L
		at Big Eight Championships		(1st)			LSU	187.90	L
		at Big Eight Championships		(1st)			Georgia	186.80	L
		at Big Eight Championships		(1st)			Florida	186.65	L
		at Big Eight Championships		(1st)			Oregon State	186.50	L
		at Big Eight Championships		(1st)			Arizona State	185.10	L
		at Big Eight Championships		(1st)			Arizona	184.00	L
		at Big Eight Championships		(1st)			Penn State	179.70	W
		at Big Eight Championships		(1st)			Michigan State	178.80	W

1989

Regular Season: 16-3 • Postseason: 10-4

Date	NU	Opponent	Score	W/L
1/13	187.15	at Husky Classic		(1st)
		Arizona	186.15	W
		Oregon State	184.70	W
		at Washington	183.20	W
		California	174.10	W
1/22	185.20	at Missouri	182.85	W
2/3	187.15	at UCLA	189.80	L
2/12	189.50	Oklahoma	185.55	W
		Missouri	180.15	W
2/24	190.80	at Iowa State	186.25	W
2/26	192.10	Masters Classic		(1st)
		UCLA	189.75	W
		Michigan State	185.60	W
3/5	187.60	at Georgia	191.00	L
		Alabama	187.85	L
		Penn State	181.55	W
3/12	190.35	Winona State	177.75	W
3/18	194.25	at Big Eight Championships		(1st)
		at Oklahoma	190.90	W
		Missouri	186.50	W
		Iowa State	185.65	W
3/25	193.60	Washington	190.95	W
4/1	192.40	at NCAA Midwest Regional		(2nd)
		at Utah	192.80	L
		Oklahoma	190.00	W
		Arizona State	190.00	W
4/17	190.80	NCAA Championships		(4th)
		(hosted by Georgia)		
		Georgia	192.65	L
		UCLA	192.60	L
		Alabama	192.10	L
		Utah	190.20	W
		Cal State Fullerton	189.45	W
		Arizona State	187.90	W
		Oregon State	187.90	W
		Oklahoma	187.05	W
		Florida	187.00	W
		Arizona	186.50	W
		Ohio State	186.40	W



After earning All-America honors on bars in 1989, Michele Bryant won the 1990 NCAA vault title.


1990

Regular Season: 18-1 • Postseason: 12-5

Date	NU	Opponent	Score	W/L
1/21	185.50	Iowa State	175.50	W
1/28	190.50	at Missouri	188.30	W
2/4	190.05	Masters Classic		(1st)
		UCLA	189.40	W
		Cal State Fullerton	187.85	W
		Washington	184.80	W
2/11	192.60	at Oklahoma	191.50	W
		vs. Maryland	182.10	W
2/17	190.50	at Shanico Inn-vitational		(1st)
		at Oregon State	189.65	W
		Minnesota	186.65	W
		Washington	186.50	W
2/2	189.80	at Red & White Invite		(2nd)
		at Alabama	191.90	L
		Arizona	186.30	W
		Oregon State	185.55	W
3/16	190.60	Illinois	184.40	W
3/19	192.30	at Iowa State	186.55	W
3/24	191.05	Big Eight Championships		(1st)
		Missouri	187.90	W
		Oklahoma	187.90	W
		Iowa State	186.30	W
3/31	190.90	Minnesota	188.15	W
4/6	191.225	at NCAA Midwest Regional		(2nd)
		at Utah	194.95	L
		Arizona	188.775	W
		Oklahoma	187.825	W
		Arizona State	187.80	W
		Utah State	187.55	W
		Brigham Young	185.35	W
4/20	192.225	at NCAA Championships		(5th)
		Utah	194.90	L
		Alabama	194.575	L
		Georgia	193.225	L
		UCLA	193.10	L
		LSU	192.10	W
		at Oregon State	189.95	W
		Cal State Fullerton	189.70	W
		Towson State	187.975	W
		Arizona	187.175	W
		Florida	187.175	W
		Ohio State	183.65	W

25 CONSECUTIVE NCAA POSTSEASON APPEARANCES

NEBRASKA'S ALL-TIME RESULTS



Crystal Savage earned All-America honors as a senior, placing second on bars at the 1989 NCAA Championships.

3/22	191.25	Iowa State	186.60	W
3/28	189.95	at Big Eight Championships	(2nd)	L
		Missouri	190.90	L
		Oklahoma	188.55	W
		at Iowa State	187.70	W
4/11	191.225	NCAA Midwest Regional	(5th)	L
		at Utah	197.075	L
		Arizona	194.10	L
		Arizona State	191.95	L
		Brigham Young	191.90	L
		Utah State	189.35	W
		Oklahoma	188.70	W

1993

Regular Season: 12-7 • Postseason: 0-6

Date	NU	Opponent	Score	W/L
1/15	188.00	Oklahoma	184.10	W
1/22	189.05	at Washington	191.80	L
		Boise State	189.00	W
1/30	193.000	at Auburn	192.70	W
2/5	190.95	Air Force	169.10	W
2/13	191.15	at SE Missouri State	191.60	L
		Texas Women's	188.05	W
2/19	191.90	at Iowa State	187.35	W
2/20	188.60	at Michigan State	189.75	L
		Northeastern	182.00	W
3/1	190.35	Masters Classic	(2nd)	L
		Michigan State	190.75	L
		Illinois	181.55	W
3/5	186.20	at Denver Quadrangular	(3rd)	L
		Washington	189.90	L
		at Denver	188.00	L
		Air Force	142.00	W
3/14	189.60	Iowa State	186.90	W
3/20	193.30	at Big Eight Championships	(2nd)	L
		at Oklahoma	194.45	L
		Missouri	193.05	W
		Iowa State	190.30	W
4/3	187.575	NCAA Midwest Regional	(7th)	L
		Utah	196.975	L
		Arizona	193.975	L
		Arizona State	193.200	L
		Brigham Young	192.80	L
		at Utah State	189.85	L
		Oklahoma	187.90	L

Note: In 1993, the NCAA Championships changed to a two-day format for team competition. The top three teams from each session advanced to the Super Six Finals.



Dan Kendig
1994-Present

Current head coach Dan Kendig holds the Nebraska record for victories with 355 wins against only 136 losses. His 244 regular season and 111 postseason wins are also NU records. Kendig has led the Huskers to seven NCAA Super Six Finals, and Husker squads have captured 10 conference championships during his 15-year career while taking four straight NCAA Regional titles from 2000 to 2003.

3/13	192.325	Penn State	191.55	L
3/19	190.925	Minnesota	189.975	L
3/26	193.60	Arizona	188.25	W
		Washington	186.75	W
		Ohio State	186.75	W
		at Iowa State	190.70	W
4/9	190.10	Big Eight Championships	(1st)	W
		Oklahoma	193.275	W
		Missouri	192.10	W
		Iowa State	189.95	W
		NCAA Midwest Regional	(4th)	L
		Utah	194.10	L
		Brigham Young	192.825	L
		at Arizona State	191.875	L
		Arizona	190.05	W
		Oklahoma	189.90	W
		Utah State	188.45	W

1995

Regular Season: 19-4 • Postseason: 6-5

Date	NU	Opponent	Score	W/L
1/15	190.275	Utah State	188.40	W
1/21	190.50	Southern Utah	188.675	W
		at Boise State	188.65	W
1/30	187.50	at Missouri	188.15	L
2/4	191.225	Oklahoma	188.675	W
2/10	192.225	Hearts Invitational	(1st)	W
		at N.C. State	189.70	W
		James Madison	184.675	W
		Rhode Island	184.025	W
2/16	191.40	at Iowa State	191.60	L
2/25	192.50	Masters Classic	(1st)	W
		UCLA	191.225	W
		N.C. State	189.025	W
		George Washington	186.225	W
3/4	192.325	at Ohio State	188.775	W
3/12	193.25	at Bulldog Invite	(3rd)	L
		at Georgia	197.625	L
		UCLA	196.475	L
		California	191.825	W
		Penn State	191.55	W
		Massachusetts	190.525	W
3/17	193.575	Iowa State	190.15	W
3/20	193.55	Minnesota	191.475	W
3/25	194.45	at Big Eight Championships	(1st)	W
		Oklahoma	192.85	W
		Iowa State	191.20	W
		at Missouri	190.875	W
4/8	194.725	NCAA Midwest Regional	(2nd)	L
		Utah	196.625	L
		Brigham Young	194.05	W
		Arizona State	193.25	W
		Arizona	192.875	W
		Utah State	191.95	W
		Oklahoma	191.125	W
4/20	191.75	NCAA Championships Preliminaries - Session I	(11th)	L
		at Georgia	196.825	L
		Michigan	195.70	L
		Utah	195.325	L
		LSU	193.025	L
		West Virginia	189.65	W

1996

Regular Season: 19-3 • Postseason: 6-5

Date	NU	Opponent	Score	W/L
1/14	189.775	at Iowa State	189.60	W
1/19	189.45	at Alabama	195.725	L
		Penn State	191.70	L
1/27	193.425	Missouri	186.675	W
2/4	193.875	at Oklahoma	189.775	W
		Denver	188.775	W
		Texas Women's	185.60	W
2/9	194.25	at Boise State	189.85	W
2/16	193.925	at Arizona State	195.85	L
		California	191.40	W
		Utah State	190.775	W
2/25	193.80	Masters Classic	(1st)	W
		Michigan	193.20	W
		Washington	190.125	W
		Ball State	188.90	W

1994

Regular Season: 14-5 • Postseason: 3-3

Date	NU	Opponent	Score	W/L
1/15	185.20	at Illinois	181.725	W
1/22	191.55	SE Missouri State	182.75	W
1/28	188.525	Missouri	184.50	W
2/6	192.05	at Oklahoma	189.90	W
		Texas Women's	186.975	W
		Air Force	177.05	W
2/11	193.30	Iowa State	186.975	W
2/19	186.85	at Utah	194.625	L
		vs. Arizona	187.275	L
3/4	188.325	at Shanico Inn-vitational	(4th)	L
		at Oregon State	193.725	L

1991

Regular Season: 9-6 • Postseason: 1-5

Date	NU	Opponent	Score	W/L
1/19	183.10	at Illinois	181.30	W
1/27	185.25	Missouri	182.65	W
2/3	186.95	Iowa State	179.95	W
2/11	186.25	at Minnesota	186.00	W
2/17	185.40	Oklahoma	185.90	L
2/24	187.20	Masters Classic	(2nd)	L
		Alabama	192.80	L
		Arizona State	186.65	W
3/1	188.50	at Big Eight Triangular	(1st)	W
		Missouri	187.40	W
		at Iowa State	187.20	W
3/8	189.75	at Arizona State	194.05	L
3/12	185.00	West Virginia	185.85	L
3/16	189.95	at Alabama	194.20	L
3/23	189.90	at Big Eight Championships	(2nd)	L
		Oklahoma	191.15	L
		at Missouri	189.25	W
		Iowa State	186.45	W
4/6	188.275	NCAA Midwest Regional	(6th)	L
		Utah	194.625	L
		at Arizona	191.925	L
		Brigham Young	191.10	L
		Arizona State	190.75	L
		Utah State	190.575	L
		Oklahoma	188.125	W

1992

Regular Season: 10-7 • Postseason: 2-4

Date	NU	Opponent	Score	W/L
1/19	185.70	SE Missouri State	184.55	W
1/25	187.40	at Alabama	193.30	L
2/1	188.25	at Missouri	190.35	L
2/7	167.95	at Oklahoma	188.65	L
2/16	187.60	Masters Classic	(4th)	L
		Arizona	192.05	L
		Oregon State	192.00	L
		Alabama	191.95	L
2/23	188.70	at Iowa State	187.75	W
3/1	189.05	Illinois	187.95	W
3/8	189.55	Auburn	189.10	W
3/16	190.00	at Utah State Invite	(1st)	W
		at Utah State	189.95	W
		Southern Utah	187.80	W
		Boise State	185.90	W

NEBRASKA'S ALL-TIME RESULTS

3/3	193.725	Iowa State	191.80	W
3/9	193.125	at Minnesota	192.95	W
3/16	194.15	at Penn State	192.875	W
		vs. West Virginia	191.775	W
3/23	195.75	Southern Utah	192.00	W
3/30	195.05	at Big Eight Championships		(1st)
		at Iowa State	194.15	W
		Oklahoma	192.425	W
		Missouri	187.55	W
4/13	195.30	at NCAA Midwest Regional		(3rd)
		at Utah	196.675	L
		Arizona	195.75	L
		Brigham Young	194.925	W
		Arizona State	194.075	W
		Utah State	193.05	W
		Denver	191.95	W
4/25	193.95	at NCAA Championships		(10th)
		(hosted by Alabama)		
		Preliminaries - Session I		(4th)
		Georgia	196.40	L
		UCLA	195.30	L
		Michigan	193.975	L
		Penn State	192.70	W
		Brigham Young	192.50	W

1997

Regular Season: 22-2 • Postseason: 6-9-1				
Date	NU	Opponent (Rank)	Score	W/L
1/11	193.675	at Iowa State Triangular		(1st)
		at Iowa State	191.675	W
		SE Missouri St.	187.40	W
1/20	193.725	at Southern Utah	190.75	W
1/24	194.025	at Missouri	189.40	W
1/27	195.45	at Schnucks Quadrangular		(1st)
		at SE Missouri State	192.075	W
		Western Michigan	190.20	W
		Texas Women's	188.80	W
2/1	195.25	Oklahoma	187.85	W
2/9	195.575	at Michigan (3)	197.30	L
		Illinois State	189.80	W
2/15	194.40	Denver	192.05	W
2/23	196.625	Masters Classic		(1st)
		Arizona State (12)	195.60	W
		California	191.50	W
		Eastern Michigan (14)	188.675	W
3/1	196.275	Iowa State (23)	195.10	W
3/7	194.275	at Shanico Inn-vitational		(2nd)
		UCLA (8)	196.50	L
		Arizona (21)	193.40	W
		at Oregon State (13)	193.175	W
		Denver (23)	191.25	W
		UC-Davis	187.425	W
3/16	195.675	Penn State (23)	194.725	W
3/22	196.20	at Big 12 Championships		(1st)
		at Oklahoma	196.075	W
		Iowa State (13)	195.475	W
		Missouri	192.175	W
4/5	195.15	NCAA Midwest Regional		(3rd)
		at Utah	195.70	L
		Arizona State	195.225	L
		BYU	194.025	W
		Brigham Young	193.875	W
		Utah State	193.675	W
		Denver	192.525	W
4/17	196.025	at NCAA Preliminaries		(3rd)
		(hosted by Florida)		
		Georgia	197.075	L
		UCLA	196.425	L
		Utah*	196.025	T
		Penn State	194.30	W
		LSU	193.825	W
4/18	195.25	NCAA Super Six Finals		(6th)
		UCLA	197.15	L
		Arizona State	196.85	L
		Georgia	196.60	L
		Michigan	196.50	L
		at Florida	196.425	L


Note: Nebraska advanced to the Super Six Finals on the basis of a tie-breaker.

1998

Regular Season: 14-4 • Postseason: 2-4				
Date	NU	Opponent (Rank)	Score	W/L
1/10	189.35	at Maui Invitational		(2nd)
		Arizona State (3)	191.00	L
		Oklahoma	185.225	W
		Iowa	184.975	W
1/16	191.10	at Denver	190.30	W
1/31	194.65	Missouri	190.125	W
2/8	190.55	at Oklahoma	192.725	L
2/15	194.95	Iowa State (25)	193.775	W
2/20	193.75	at ASU UNO's Classic		(3rd)
		at Arizona State (11)	194.325	L
		Brigham Young (13)	194.20	L
		Illinois (18)	192.825	W
2/28	193.35	Masters Classic		(1st)
		Michigan State (17)	193.30	W
		Kentucky (8)	192.35	W
		Rhode Island	190.075	W
3/3	194.625	at Iowa State (21)	194.55	W
3/14	195.60	at Penn State (15)	194.125	W
3/21	196.55	Big 12 Championships		(1st)
		Iowa State (13)	195.80	W
		Oklahoma	193.50	W
		Missouri	191.925	W
4/4	194.275	NCAA Midwest Regional		(5th)
		Utah	195.575	L
		Brigham Young	195.50	L
		at Arizona State	195.025	L
		Arizona	194.75	L
		Oklahoma	193.125	W
		Utah State	191.175	W

1999

Regular Season: 19-2 • Postseason: 7-8				
Date	NU	Opponent (Rank)	Score	W/L
1/15	193.725	at Iowa State Invite		(1st)
		at Iowa State	192.575	W
		Michigan St. (15)	190.225	W
		Winona State	182.525	W
1/22	190.25	at Washington Triangular		(3rd)
		at Washington (19)	193.00	L
		Arizona (18)	190.35	L
1/29	194.55	at Missouri	192.575	W
2/5	194.35	Oklahoma (11)	193.075	W
2/13	195.025	at Michigan State Invite		(1st)
		at Michigan State	193.05	W
		Illinois-Chicago (22)	191.35	W
		Towson	191.25	W
2/22	196.075	Oregon State (14)	194.575	W
		Brigham Young (22)	193.40	W
2/28	195.725	Masters Classic		(1st)
		Arizona State (8)	195.25	W
		Maryland	195.20	W
		California	188.85	W
3/6	195.725	at Brigham Young	194.625	W
3/14	196.25	Penn State (5)	195.80	W
3/20	195.20	Iowa State (20)	194.85	W
3/27	196.75	at Big 12 Championships		(1st)
		Iowa State (16)	195.60	W
		Oklahoma (18)	194.95	W
		at Missouri	194.55	W
4/10	196.325	Region 3 Championships		(2nd)
		Michigan	196.75	L
		Arizona	193.625	W
		Oklahoma	193.225	W
		Illinois	193.10	W
		Illinois-Chicago	192.40	W
4/22	196.225	at NCAA Preliminaries - II		(3rd)
		Georgia	197.025	L
		Michigan	196.575	L
		at Utah	195.475	W
		Penn State	194.775	W
		Florida	194.00	W
4/23	194.80	NCAA Super Six Finals		(6th)
		(hosted by Utah)		
		Georgia	196.85	L
		Michigan	196.55	L
		Alabama	195.95	L
		Arizona State	195.90	L
		UCLA	195.85	L



Shelly Bartlett was a finalist for the 1997 NCAA Woman of the Year in 1997.

2000

Regular Season: 25-5 • Postseason: 11-4				
Date	NU	Opponent (Rank)	Score	W/L
1/8	193.325	at Super Six Challenge		(4th)
		Alabama (2)	195.75	L
		at Georgia (1)	195.40	L
		Michigan (4)	194.925	L
		UCLA (3)	193.225	W
		Florida (9)	193.025	W
1/14	195.65	at Iowa State	194.475	W
1/21	194.25	at Bermuda Challenge		(1st)
		Brown	184.725	W
		Cornell	181.375	W
		Alaska-Anchorage	180.075	W
		M.I.T.	169.30	W
1/29	195.70	Missouri	194.325	W
2/4	195.40	at Oklahoma (15)	194.10	W
2/11	195.15	at Kentucky	194.50	W
		vs. Illinois	194.00	W
		vs. James Madison	187.225	W
2/15	196.60	Iowa State (8)	192.25	W
2/18	196.275	at Florida SunTrust Invite		(1st)
		at Florida (19)	196.025	W
		New Hampshire (18)	193.575	W
		Towson	191.725	W
2/27	196.775	Masters Classic		(1st)
		West Virginia (13)	195.475	W
		Southern Utah	193.075	W
		Utah State	192.75	W
3/3	196.80	at Shanico Inn-vitational		(2nd)
		at Oregon State (24)	196.975	L
		Brigham Young (10)	194.975	W
		Seattle Pacific	188.875	W
3/12	196.875	Iowa	191.625	W
3/13	196.775	Brigham Young (12)	194.325	W
3/18	196.75	at Big 12 Championships		(2nd)
		at Iowa State (8)	196.775	L
		Oklahoma (10)	195.55	W
		Missouri	194.35	W
4/1	196.875	at Region 3 Championships		(1st)
		LSU	195.65	W
		Arizona State	195.50	W
		at Arizona	194.10	W
		Illinois-Chicago	193.65	W
		Missouri	190.975	W
4/13	196.00	at NCAA Preliminaries - II		(2nd)

25 CONSECUTIVE NCAA POSTSEASON APPEARANCES

NEBRASKA'S ALL-TIME RESULTS

		(hosted by Boise State)				
		UCLA	197.25	L		
		Michigan	195.925	W		
		Penn State	195.35	W		
		Iowa State	195.325	W		
		West Virginia	194.175	W		
4/14	196.725	NCAA Super Six Finals (hosted by Boise State)		(4th)		
		UCLA	197.30	L		
		Utah	196.875	L		
		Georgia	196.80	L		
		Alabama	196.50	W		
		Michigan	195.725	W		

2001

Regular Season: 18-1 • Postseason: 8-6-1						
Date	NU	Opponent (Rank)	Score	W/L		
1/5	194.95	at Maui Invitational		(2nd)		
		UCLA (1)	196.20	L		
		Arizona State (11)	191.525	W		
1/14	195.225	Oregon State (12)	194.90	W		
1/19	195.500	at Iowa State	195.075	W		
1/28	197.025	at Missouri	194.425	W		
2/3	196.025	Oklahoma (9)	194.30	W		
2/10	197.05	at West Virginia Invite at West Virginia (17)	196.60	W	(1st)	
		Penn State (10)	194.925	W		
		James Madison	190.10	W		
2/24	197.375	Masters Classic Denver (21)	193.70	W	(1st)	
		N.C. State (23)	192.825	W		
3/4	197.325	Florida (10)	196.625	W		
3/12	197.525	Iowa State (9)	197.00	W		
3/16	197.10	at Arizona State Invite at Arizona State (8)	195.575	W	(1st)	
		Kentucky	194.35	W		
		Iowa (12)	193.425	W		
3/24	197.65	Big 12 Championships Iowa State (9)	197.05	W	(1st)	
		at Oklahoma (20)	196.70	W		
		Missouri	193.675	W		
4/7	196.20	NCAA South Central Regional Oklahoma	194.925	W	(1st)	
		Arizona	194.925	W		
		Penn State	194.775	W		
		Washington	194.45	W		

		Illinois State	191.725	W		
		at NCAA Preliminaries		(3rd)		
		at Georgia	197.10	L		
		Utah	196.575	L		
		Stanford	195.40	W		
		Arizona State	194.775	W		
		Denver	193.625	W		
4/20	196.025	NCAA Super Six Finals		(5th)		
		UCLA	197.575	L		
		at Georgia	197.40	L		
		Michigan	197.275	L		
		Alabama	196.55	L		
		Utah	196.025	T		

2002

Regular Season: 14-2 • Postseason: 9-6						
Date	NU	Opponent (Rank)	Score	W/L		
1/6	196.35	at Georgia (2)	196.875	L		
1/13	194.60	Iowa (16)	193.225	W		
1/18	196.025	at Iowa State (8)	195.70	W		
1/7	195.95	Missouri	194.70	W		
2/2	196.10	at Alabama (5)	196.925	L		
2/14	196.875	at Hearts Invitational		(1st)		
		Auburn	195.80	W		
		at N.C. State (24)	194.475	W		
		William & Mary	191.55	W		
2/23	197.15	Masters Classic West Virginia (25)	194.75	W	(1st)	
		Arizona State (16)	194.60	W		
		Ohio State	193.60	W		
3/3	196.575	Penn State (23)	195.475	W		
3/10	196.95	Iowa State (10)	195.10	W		
3/23	196.725	Big 12 Championships		(1st)		
		Iowa State (8)	196.60	W		
		Oklahoma (6)	196.125	W		
		Missouri	195.475	W		
4/6	195.925	at NCAA Northeast Regional		(1st)		
		Michigan (5)	195.60	W		
		Iowa (16)	195.475	W		
		George Washington	192.675	W		
		at Penn State	192.225	W		
		Pittsburgh	190.975	W		
4/18	196.575	at NCAA Preliminaries (hosted by Alabama)		(3rd)		
		Utah	196.775	L		
		Georgia	196.65	L		
		Michigan	196.175	W		
		LSU	195.85	W		
		Arizona	194.975	W		
4/19	196.425	NCAA Super Six Finals		(5th)		
		at Alabama	197.575	L		
		Georgia	197.25	L		
		UCLA	197.15	L		
		Utah	196.95	L		
		Stanford	196.025	W		

2003

Regular Season: 20-1 • Postseason: 12-3						
Date	NU	Opponent (Rank)	Score	W/L		
1/4	196.45	at Georgia (2)	195.40	W		
1/11	196.70	at Super Six Challenge		(2nd)		
		at Georgia	197.325	L		
		Florida	196.575	W		
		Alabama	196.00	W		
		Penn State	194.375	W		
		Oklahoma	193.275	W		
1/18	197.125	at Iowa (24)	195.075	W		
1/24	196.10	at Missouri	193.00	W		
1/26	197.475	vs. Alabama (5)	197.175	W		
2/1	197.175	vs. Oklahoma (17)	195.75	W		
2/7	196.275	at Iowa State	195.275	W		
2/14	196.70	at Ohio State	195.575	W		
2/23	198.025	Masters Classic		(1st)		
		Washington	196.725	W		
		LSU	196.025	W		
		Kent State	192.90	W		
3/1	197.425	Penn State	194.90	W		
3/14	197.50	Michigan	197.225	W		
3/23	198.30	vs. Iowa State	197.05	W		
3/29	197.50	Big 12 Championships		(1st)		



Misty Oxford captured four All-America honors during her four-year career, including first-team selections in 1997 on floor and vault.

		Oklahoma	197.025	W		
		at Missouri	196.70	W		
		Iowa State	195.70	W		
4/12	196.65	at NCAA West Regional		(1st)		
		LSU	195.70	W		
		at Washington	195.675	W		
		Cal State Fullerton	193.175	W		
		San Jose State	192.875	W		
		Boise State	192.875	W		
4/24	197.325	NCAA Preliminaries		(1st)		
		Utah	196.85	W		
		Georgia	196.625	W		
		Florida	196.325	W		
		Stanford	196.20	W		
		Auburn	193.525	W		
4/25	197.125	NCAA Super Six Finals		(4th)		
		UCLA	197.825	L		
		Alabama	197.275	L		
		Georgia	197.15	L		
		Michigan	196.05	W		
		Utah	195.30	W		

2004

Regular Season: 9-5-1 • Postseason: 6-4						
Date	NU	Opponent (Rank)	Score	W/L		
1/11	196.55	Michigan	195.075	W		
1/16	194.325	at Utah	196.90	L		
1/23	196.275	at Iowa State	196.925	L		
1/31	197.75	Missouri	195.65	W		
2/6	196.60	at Oklahoma	196.35	W		
2/15	197.10	Ohio State	193.825	W		
2/21	196.60	at Denver	196.425	W		
2/20	196.525	Masters Classic		(1st)		
		Florida	196.35	W		
		Arizona State	195.625	W		
		Illinois	194.025	W		
3/6	196.75	at Minnesota	196.625	W		
3/14	198.00	Iowa State	198.00	T		
3/20	196.175	at Big 12 Championships		(4th)		
		Oklahoma	196.95	L		
		at Iowa State	196.925	L		
		Missouri	196.425	L		
4/3	196.375	at NCAA Southeast Regional		(2nd)		
		UCLA	197.325	L		
		North Carolina	196.35	W		
		West Virginia	195.275	W		



Kim DeHaan was a three-time second-team All-American for the Huskers. She also earned first-team CoSIDA Academic All-America honors in 1996.

25 CONSECUTIVE NCAA POSTSEASON APPEARANCES

NEBRASKA'S ALL-TIME RESULTS

4/15	196.150	Maryland at North Carolina State at NCAA Preliminaries (hosted by UCLA)	194.575 194.375	W W
		Florida Stanford Georgia Oklahoma Iowa	196.85 196.85 196.775 195.75 194.775	L L L W W

2005

Regular Season: 11-5 • Postseason: 10-8

Date	NU	Opponent (Rank)	Score	W/L
1/7	194.20	at Michigan (7)	195.90	L
1/17	192.65	at UCLA (2)	197.05	L
1/21	196.675	at Florida (10)	196.95	L
1/28	196.80	at Missouri	195.575	W
2/5	196.775	Oklahoma (10)	195.725	W
2/11	196.775	at Iowa State (10)	196.925	L
2/20	196.65	Utah (1)	196.60	W
2/27	196.725	Masters Classic		(1st)
		Kentucky Denver (10) Auburn (20)	194.90 194.45 194.05	W W W
3/6	196.15	Minnesota (19) Air Force	194.85 188.875	W W
3/13	197.10	Iowa State (10)	196.275	W
3/19	196.625	at Arkansas Quadrangular UCLA (5) Arkansas (14) Oregon State (12)	196.85 195.625 195.55	L W W
3/26	196.65	at Big 12 Championships Iowa State at Oklahoma Missouri	196.00 195.50 194.875	W W W
4/9	196.30	NCAA South Central Regional Michigan Missouri Arizona Arizona State Illinois	196.60 195.10 194.70 194.50 193.825	L W W W W
4/21	195.875	at NCAA Preliminaries (hosted by Auburn) Utah	196.85	(3rd) L

4/22	196.425	Michigan LSU Penn State Oklahoma at NCAA Super Six Finals Georgia Alabama Utah UCLA Michigan	196.575 195.80 194.975 194.425 197.825 197.40 197.275 197.15 196.575	L W W W L L L L L
------	---------	--	--	---

2006

Regular Season: 14-5-1 • Postseason: 12-6

Date	NU	Opponent (Rank)	Score	W/L
1/6	194.10	at Super Six Challenge Alabama (4) Iowa State (10) at LSU (7) Auburn (15) Missouri (16)	194.25 194.05 193.90 193.65 192.70	(2nd) L W W W
1/13	195.675	Michigan (5)	195.675	T
1/20	193.00	at Utah (3)	195.75	L
1/29	196.35	Missouri (10)	195.95	W
2/4	196.85	at Oklahoma (6)	196.00	W
2/10	195.475	at Penn State Quadrangular at Penn State (17) Rutgers Yale	196.025 190.55 190.20 196.025	(2nd) L W L
2/19	195.60	at Iowa State (7)	196.025	L
2/26	195.25	Masters Classic San Jose State Central Michigan Northern Illinois	192.825 191.80 191.625	(1st) W W W
3/5	196.125	Iowa State (5)	196.25	L
3/11	194.775	at Alaska Triangular at Alaska-Anchorage Seattle Pacific	190.255 188.475	(1st) W W
3/19	196.475	Arkansas (20)	195.90	W
3/25	196.275	Big 12 Championships Iowa State (4) Oklahoma (6) Missouri (13)	196.425 195.35 194.85	(2nd) L W
4/8	196.35	at NCAA Southeast Regional at Georgia (1) Missouri (13) North Carolina (23) N.C. State West Virginia (22)	197.425 195.325 194.275 193.25 193.90	(2nd) L W W W
4/20	196.325	at NCAA Preliminaries (hosted by Oregon State) Alabama Utah Michigan LSU Oklahoma	196.25 196.175 196.00 195.65 195.525	(1st) W W W W
4/21	196.175	at NCAA Super Six Finals (hosted by Oregon State) Georgia Utah Alabama Florida Iowa State	197.75 196.80 196.725 196.275 194.725	L L L L W

2007

Regular Season: 16-4 • Postseason: 10-8

Date	NU	Opponent (Rank)	Score	W/L
1/5	195.20	at Super Six Challenge Florida (3) Penn State (14) LSU (9) Denver (17) at Arkansas (15)	196.55 194.575 194.125 192.975 192.80	(2nd) L W W W W
1/19	195.725	at Iowa State (5)	195.325	W
1/26	196.80	at Missouri (22)	195.00	W
2/2	195.05	Oklahoma (8)	195.075	L
2/9	195.35	at Michigan Triangular at Michigan (8) Illinois	195.825 192.525	(2nd) L W
2/17	196.975	at Hearts Invitational West Virginia (24)	194.70	(1st) W

2/25	196.40	at NC State George Washington William & Mary Masters Classic Stanford (3) NC State (21) Utah (5) Iowa State (13) at LSU (7) Kentucky (25) at Big 12 Championships Oklahoma at Missouri Iowa State at NCAA West Regional Utah Missouri at California Washington Sacramento State at NCAA Preliminaries Georgia Florida Oklahoma Alabama Oregon State at NCAA Super Six Finals Georgia at Utah Florida UCLA Stanford	194.60 191.175 186.225 195.80 194.475 196.10 195.45 197.025 194.90 195.325 194.45 193.975 197.325 194.30 193.90 193.30 191.725 197.70 197.40 196.25 196.125 195.10 197.85 197.225 197.25 196.925 196.825	W W W (1st) W W W W W (1st) W W W (2nd) L W W W W (3rd) L L W W W (6th) L L L L L
------	--------	--	--	---

2008

Regular Season: 10-4 • Postseason: 3-5

Date	NU	Opponent (Rank)	Score	W/L
1/11	193.50	at Iowa State (17)	192.475	W
1/13	195.55	Arizona State (18)	193.075	W
1/18	194.575	at Utah (4)	196.425	L
1/25	196.675	Missouri (13)	195.35	W
2/1	194.95	at Oklahoma (6)	195.275	L
2/7	196.075	Michigan (5)	196.575	L
2/23	195.925	Denver (12)	195.65	W
2/29	194.35	at Kentucky	194.25	W
3/7	196.05	at Stanford (9) Alabama (4)	196.775 195.775	L W
3/14	196.175	Iowa State	194.15	W
3/21	196.00	at Penn State (22) Maryland Rutgers	195.725 192.675 189.475	W W W
3/29	194.975	at Big 12 Championships at Oklahoma Iowa State Missouri	195.875 195.775 195.225	(4th) L L L
4/12	196.10	at NCAA Southeast Regional at Florida UCLA West Virginia North Carolina State North Carolina	197.525 196.625 194.825 193.825 191.825	(3rd) L L W W W



A.J. Lamb was a seven-time All-American who earned six first-team nods. She is fourth on Nebraska's All-America honors list behind Emily Parsons, Heather Brink and Richelle Simpson.

25 CONSECUTIVE NCAA POSTSEASON APPEARANCES

NEBRASKA COACHING HISTORY

Year	Coach	Regular Season	Postseason	Overall	High Score	Conference Finish	Regional Finish	National Finish
1975-76	Karen Balke	9-12	2-9	11-21	87.31	Fifth	10th	(AIAW) DNQ
Career Totals		9-12	2-9	11-21-0	87.31	Fifth (1)	10th (1)	DNQ
1976-77	Judy Schalk	14-4	4-3	18-7	130.32	Second	Fourth	(AIAW) DNQ
1977-78	Judy Schalk	21-8	7-2	28-10	135.30	First	Third	(AIAW) DNQ
1978-79	Judy Schalk	20-10-2	9-11-1	29-22-3	135.75	First	Second	(AIAW) t11th
1979-80	Judy Schalk	28-7	4-16	32-23	140.55	First	Second	(AIAW) 16th
1980-81	Judy Schalk	12-19	1-3	13-22	139.70	Third	Fourth	(AIAW) DNQ
1981-82	Judy Schalk	22-6	5-8	27-14	144.20	First	Second	(NCAA) Eighth
1982-83	Judy Schalk	18-16	6-9	24-25	180.30	First	First	(NCAA) 10th
Career Totals		135-70-2	36-52-1	171-123-3	180.30	First (5)	First (1)	11th (AIAW)/Eighth (NCAA)
1983-84	Rick Walton	19-10	None	19-10	179.50	Second	DNQ	(NCAA) DNQ
1984-85	Rick Walton	13-6	1-4	14-10	182.95	Second	Fifth	(NCAA) DNQ
1985-86	Rick Walton	14-9	0-5	14-14	182.55	Third	Sixth	(NCAA) DNQ
1986-87	Rick Walton	13-8	5-12	18-18	185.95	First	Fourth	(NCAA) 10th
1987-88	Rick Walton	12-8	6-11	18-19	188.75	First	Third	(NCAA) 10th
1988-89	Rick Walton	16-3	10-4	23-10	194.25	First	Second	(NCAA) Fourth
1989-90	Rick Walton	18-1	12-5	30-6	192.60	First	Second	(NCAA) Fifth
1990-91	Rick Walton	9-6	1-5	10-11	189.95	Second	Sixth	(NCAA) DNQ
1991-92	Rick Walton	10-7	2-4	12-11	191.25	Second	Fifth	(NCAA) DNQ
1992-93	Rick Walton	12-7	0-6	13-12	193.00	Second	Seventh	(NCAA) DNQ
Career Totals		136-65-0	37-56-0	171-121-0	194.25	First (4)	Second (2)	Fourth
1993-94	Dan Kendig	14-5	3-3	17-8	193.60	First	Fourth	(NCAA) DNQ
1994-95	Dan Kendig	19-4	6-5	25-9	194.725	First	Second	(NCAA) 11th
1995-96	Dan Kendig	19-3	6-5	25-8	195.75	First	Third	(NCAA) 10th
1996-97	Dan Kendig	22-2	6-9-1	28-11-1	196.625	First	Third	(NCAA) Sixth
1997-98	Dan Kendig	14-4	2-4	16-8	196.55	First	Fifth	(NCAA) DNQ
1998-99	Dan Kendig	19-2	7-8	26-10	196.75	First	Second	(NCAA) Sixth
1999-00	Dan Kendig	25-5	11-4	36-9	196.875	Second	First	(NCAA) Fourth
2000-01	Dan Kendig	18-1	8-6-1	26-7-1	197.65	First	First	(NCAA) tFifth
2001-02	Dan Kendig	14-2	9-6	23-8	197.15	First	First	(NCAA) Fifth
2002-03	Dan Kendig	20-1	12-3	32-4	198.30	First	First	(NCAA) Fourth
2003-04	Dan Kendig	9-5-1	6-4	15-9-1	198.00	Fourth	Second	(NCAA) 10th
2004-05	Dan Kendig	11-5	10-8	21-13	197.10	First	Second	(NCAA) Sixth
2005-06	Dan Kendig	14-5-1	12-6	26-11-1	196.85	Second	Second	(NCAA) Fifth
2006-07	Dan Kendig	16-4	10-8	26-12	197.125	First	Second	(NCAA) Sixth
2007-08	Dan Kendig	10-4	3-5	13-9	196.675	Fourth	Third	(NCAA) DNQ
Career Totals		244-52-2	111-84-2	355-136-4	198.30	First (10)	First (4)	Fourth
Program Totals		524-199-4	186-201-3	708-401-7	198.30	First (20)	First (5)	(NCAA) Fourth (3)

25 CONSECUTIVE NCAA POSTSEASON APPEARANCES



NEBRASKA'S ALL-TIME SERIES RECORDS

(Includes both regular-season and postseason meetings)

Opponent	Series Record	Last Meeting	Result
Adams State	NU leads, 1-0	1984	NU, 169.65-153.00
Air Force	NU leads, 9-0	2005	NU, 196.15-188.875
Alabama	Alabama leads, 23-6	2008	NU, 196.05-195.775
Alaska-Anchorage	NU leads, 2-0	2006	NU, 194.775-190.225
Arizona	NU leads, 18-15	2005	NU, 196.30-194.70
Arizona State	ASU leads, 30-17	2008	NU, 195.55-193.075
Arkansas	NU leads, 4-0	2007	NU, 195.20-192.80
Auburn	NU leads, 6-0	2006	NU, 194.10-193.675
Augustana	NU leads, 2-0	1976	NU, 72.10-13.25
Ball State	NU leads, 1-0	1996	NU, 193.80-188.90
Bemidji State	NU leads, 2-0	1977	NU, 118.30-105.65
Boise State	NU leads, 7-0	2003	NU, 196.65-192.875
Brigham Young	Tied, 11-11	2000	NU, 196.775-194.975
Brown	NU leads, 1-0	2000	NU, 194.25-184.725
Cal State Fullerton	CSF leads, 9-5	2003	NU, 196.65-193.175
California	NU leads, 7-0	2007	NU, 196.675-193.90
Central Michigan	NU leads, 3-0	2006	NU, 195.25-191.80
Central Missouri State	NU leads, 2-0	1976	NU, 78.28-15.87
Chadron State	NU leads, 2-0	1977	NU, 130.28-37.38
Clarion	CU leads, 1-0	1979	CU, 141.75-131.95
Colorado	NU leads, 5-3	1980	CU, 134.70-132.60
Colorado State	NU leads, 4-0	1980	NU, 132.60-128.15
Cornell	NU leads, 1-0	2000	NU, 194.25-181.375
Denver	NU leads, 20-5	2008	NU, 195.925-195.65
Drake	NU leads, 5-1	1978	NU, 135.50-126.05
Eastern Kentucky	NU leads, 1-0	1979	NU, 131.95-130.45
Eastern Michigan	NU leads, 1-0	1997	NU, 196.625-188.675
Eastern Montana	NU leads, 1-0	1978	NU, 130.05-102.30
Emporia State	NU leads, 2-0	1977	Score not available
Florida	UF leads, 19-9	2008	UF, 197.525-196.10
Fort Hays State	NU leads, 1-0	1984	NU, 169.65-156.75
George Washington	NU leads, 3-0	2007	NU, 196.975-191.175
Georgia	UGA leads, 31-4	2007	UGA, 197.85-195.975
Grandview	GV leads, 6-1	1979	NU, 135.75-129.10
Gustavus Adolphus	Tied, 1-1	1978	NU, 135.50-112.00
Houston	NU leads, 1-0	1988	NU, 187.05-182.25
Houston Baptist	NU leads, 1-0	1986	NU, 178.55-168.60
Illinois	NU leads, 13-2	2007	NU, 195.35-192.525
Illinois-Chicago	NU leads, 8-4	2000	NU, 196.875-193.65
Illinois State	NU leads, 5-0	2001	NU, 196.20-193.625
Indiana	NU leads, 1-0	1983	NU, 178.15-167.35
Indiana State	ISU leads, 1-0	1979	ISU, 121.25-117.60
Iowa	NU leads, 14-3	2003	NU, 197.125-195.075
Iowa State	NU leads, 83-14-1	2008	ISU, 195.775-194.975
Jacksonville State	JSU leads, 1-0	1980	JSU, 135.15-126.70
James Madison	NU leads, 3-0	2001	NU, 197.05-190.10
Kansas	NU leads, 12-3	1980	NU, 139.75-98.10
Kent State	NU leads, 2-0	2003	NU, 198.025-192.90
Kentucky	NU leads, 6-0	2008	NU, 194.35-194.25
Louisville	UL leads, 5-0	1982	UL, 137.45-135.85
LSU	NU leads, 10-9-2	2007	LSU, 197.025-143.75
M.I.T.	NU leads, 1-0	2000	NU, 194.25-169.30
Mankato State	MS leads, 2-1	1980	NU, 135.50-108.10
Maryland	NU leads, 5-0	2008	NU, 196.00-192.675
Massachusetts	NU leads, 1-0	1995	NU, 193.25-190.525
Michigan	NU leads, 17-15-1	2008	UM, 196.575-196.075
Michigan State	NU leads, 5-2	1999	NU, 195.025-193.05
Minnesota	NU leads, 17-9-1	2005	NU, 196.15-194.85
Minot State	NU leads, 1-0	1977	NU, 127.70-83.75
Missouri	NU leads, 63-6	2008	NU, 195.225-194.975
Missouri State	MSU leads, 6-0	1979	MSU, 137.70-131.95
Montana State	NU leads, 3-0	1983	NU, 162.50-155.90
New Mexico	NU leads, 7-3	1988	NU, 188.75-181.85
North Carolina	NU leads, 3-0	2008	NU, 196.10-191.825
North Carolina State	NU leads, 8-0	2008	NU, 196.10-193.825
Northeastern	NU leads, 1-0	1993	NU, 188.60-182.00
Northern Colorado	NU leads, 5-1	1988	NU, 185.90-175.10
Northern Illinois	NU leads, 1-0	2006	NU, 195.25-191.325
Northern Michigan	NU leads, 1-0	1979	NU, 129.65-103.65
NW Missouri State	NU leads, 1-0	1977	Score not available
Ohio State	OSU leads, 11-8	2004	NU, 197.10-193.825
Oklahoma	NU leads, 59-19	2008	OU, 195.875-194.975
Oklahoma State	OSU leads, 16-8	1986	OSU, 180.45-179.95
Oregon State	Tied, 11-11	2007	NU, 196.625-195.10
Oregon	NU leads, 1-0	1981	NU, 135.50-86.50
Penn State	NU leads, 24-8	2008	NU, 196.00-195.725
Pittsburgh	NU leads, 2-1	2002	NU, 195.95-190.975
Portland State	NU leads, 1-0	1981	NU, 135.50-121.20
Rhode Island	NU leads, 2-0	1998	NU, 193.35-190.075
Rutgers	NU leads, 2-0	2008	NU, 196.00-189.475
Sacramento State	NU leads, 1-0	2007	NU, 196.675-191.725
San Jose State	NU leads, 2-0	2006	NU, 195.25-192.825
St. Cloud State	NU leads, 2-1	1980	NU, 135.50-121.15

Seattle Pacific	NU leads, 2-0	2006
SE Missouri State	NU leads, 5-1	1997
South Dakota State	NU leads, 5-3	1980
Southern California	USC leads, 3-0	1985
Southern Colorado	NU lead, 3-0	1983
Southern Illinois	SIU leads, 3-2	1983
Southern Utah	NU leads, 5-0	2000
Stanford	NU leads, 6-3	2008
Texas-El Paso	NU leads, 2-0	1982
Texas Woman's	NU leads, 4-0	1997
Towson	NU leads, 3-0	2000
UC Davis	NU leads, 1-0	1997
UCLA	UCLA leads, 20-6	2008
Utah	Utah leads, 37-8-2	2008
Utah State	NU leads, 15-9	2000
Washburn	UW leads, 1-0	1976
Washington	NU leads, 10-5	2007
West Virginia	NU leads, 12-1	2008
Western Michigan	NU leads, 1-0	1997
Western State	NU leads, 1-0	1984
Wichita State	NU leads, 7-0	1979
William & Mary	NU leads, 2-0	2007
Winona State	NU leads, 4-0	1999
Wisconsin	NU leads, 3-0	1984
Wisconsin-Eau Claire	NU leads, 1-0	1979
Wisconsin-LaCrosse	NU leads, 3-0	1980
Yale	NU leads, 1-0	2006

NU, 194.775-190.225
NU, 195.45-192.075
NU, 135.50-88.90
USC, 175.95-174.10
NU, 168.80-148.65
NU, 178.15-170.45
NU, 196.775-192.75
Stanford, 196.775-196.05
NU, 139.45-126.35
NU, 195.45-188.80
NU, 196.275-191.725
NU, 194.275-187.425
UCLA, 196.625-196.10
Utah, 196.425-194.575
NU, 196.775-192.75
Washburn, 71.56-68.14
NU, 196.675-193.30
NU, 196.10-194.825
NU, 195.45-190.20
NU, 169.65-126.50
NU, 128.75-120.35
NU, 196.975-186.225
NU, 193.725-182.525
NU, 177.65-169.15
NU, 129.65-103.30
NU, 135.50-108-50
NU, 195.475-190.20

NEBRASKA'S POSTSEASON SERIES RECORDS

Opponent	Series Record	Last Meeting	Result
Alabama	UA leads, 11-3	2007	NU, 196.625-196.125
Arizona	NU leads, 13-9	2005	NU, 196.30-194.70
Arizona State	ASU leads, 17-8	2005	NU, 196.30-194.50
Bemidji State	NU leads, 1-0	1976	NU, 79.20-77.20
Boise State	NU leads, 1-0	2003	NU, 19.65-192.875
Brigham Young	Tied, 6-6	1998	BYU, 195.50-194.275
California	NU leads, 1-0	2007	NU, 196.675-193.90
Cal State Fullerton	CSF leads, 4-3	2003	NU, 196.65-193.175
Clarion	CU leads, 1-0	1979	CU, 141.75-131.95
Drake	NU leads, 1-0	1978	NU, 135.50-126.05
Eastern Kentucky	NU leads, 1-0	1979	NU, 131.95-130.45
Florida	UF leads, 11-4	2008	UF, 197.525-196.10
George Washington	NU leads, 1-0	2002	NU, 195.95-192.675
Georgia	UGA leads, 22-2	2007	UGA, 197.85-195.975
Grandview	GV leads, 3-1	1979	NU, 135.75-129.10
Gustavus Adolphus	Tied, 1-1	1978	NU, 135.50-112.00
Houston	NU leads, 1-0	1988	NU, 187.05-182.25
Illinois-Chicago	NU leads, 2-0	2000	NU, 196.875-193.65
Illinois State	NU leads, 1-0	2001	NU, 196.20-193.625
Illinois	NU leads, 3-0	2005	NU, 196.30-193.825
Indiana	NU leads, 1-0	1983	NU, 178.15-167.35
Iowa	NU leads, 4-3	2004	NU, 196.150-194.775
Iowa State	NU leads, 7-1	2006	NU, 196.175-194.725
Kansas	NU leads, 2-1	1980	NU, 139.75-98.10
Louisville	UL leads, 2-0	1980	UL, 137.40-126.70
LSU	NU leads, 7-6-1	2006	NU, 196.325-195.65
Maryland	NU leads, 1-0	2004	NU, 196.375-194.575
Michigan	UM leads, 11-7	2006	NU, 196.325-196.00
Michigan State	NU leads, 2-0	1988	NU, 183.55-178.80
Minnesota	Tied, 4-4	1983	NU, 178.15-173.45
Missouri	NU leads, 6-1	2007	NU, 196.675-194.30
Missouri State	MSU leads, 3-0	1979	MSU, 137.70-131.95
New Mexico	NU leads, 2-0	1987	NU, 185.15-180.70
North Carolina	NU leads, 3-0	2008	NU, 196.10-191.825
North Carolina State	NU leads, 3-0	2008	NU, 196.10-193.825
Ohio State	Tied, 2-2	1990	NU, 192.225-183.65
Oklahoma	NU leads, 18-4	2007	NU, 196.625-196.25
Oklahoma State	OSU leads, 2-1	1982	NU, 138.10-137.20
Oregon State	OSU leads, 5-4	2007	NU, 196.625-195.10
Penn State	NU leads, 8-3	2005	NU, 195.875-194.975
Pittsburgh	Pitt leads, 1-0	1979	Pitt, 133.85-131.95
Sacramento State	NU leads, 1-0	2007	NU, 196.675-191.725
St. Cloud State	NU leads, 1-0	1979	NU, 135.75-118.80
San Jose State	NU leads, 1-0	2003	NU, 196.65-192.875
Southern California	USC leads, 1-0	1979	USC, 135.25-131.95
South Dakota State	Tied, 1-1	1977	NU, 127.70-105.75
SE Missouri State	NU lead, 1-0	1978	NU, 135.50-103.75
Stanford	NU leads, 6-2	2007	Stanford, 196.825-195.975
Towson	NU leads, 1-0	1990	NU, 192.225-187.975
UCLA	UCLA leads, 19-1	2008	UCLA, 196.625-196.10
Utah	Utah leads, 31-5-2	2007	Utah, 197.25-195.975
Utah State	USU leads, 5-4	1998	NU, 194.275-191.175
Washington	NU leads, 3-1	2007	NU, 196.675-193.30
West Virginia	NU leads, 5-0	2008	NU, 196.10-194.825
Wichita State	NU leads, 1-0	1978	NU, 135.50-127.65

25 CONSECUTIVE NCAA POSTSEASON APPEARANCES

NCAA CHAMPIONSHIPS TEAM-BY-TEAM RESULTS

Team	'87	'88	'89	'90	'91	'92	'93	'94	'95	'96	'97	'98	'99	'00	'01	'02	'03	'04	'05	'06	'07	'08
Alabama	4th	1st	3rd	2nd	1st	3rd	2nd	2nd	t2nd	1st	9th	3rd	3rd	5th	4th	1st	2nd	3rd	2nd	3rd	9th	6th
Arizona	11th	9th	11th	t10th	11th	5th	6th	--	--	7th	--	--	--	--	--	11th	--	--	--	--	--	--
Arizona State	5th	8th	t7th	--	t9th	7th	12th	10th	--	--	2nd	6th	4th	--	9th	--	9th	9th	--	9th	--	---
Arkansas	--	--	--	--	--	--	--	--	--	--	--	--	--	--	--	--	--	--	--	12th	--	10th
Auburn	--	--	--	t9th	--	5th	--	--	--	--	--	--	--	--	--	--	12th	--	--	--	--	---
BYU	--	--	--	--	8th	12th	--	9th	10th	12th	--	12th	--	11th	--	--	--	--	11th	--	--	---
California	--	--	--	--	--	8th	--	--	--	--	--	--	--	--	--	--	--	--	--	--	--	---
Cal St. Fullerton	--	--	6th	8th	--	--	--	--	--	--	--	--	--	--	--	--	--	--	--	--	--	---
Denver	--	--	--	--	--	--	--	--	--	--	--	--	--	--	12th	--	--	--	--	--	10th	12th
Florida	6th	6th	10th	t10th	6th	11th	10th	6th	7th	8th	5th	2nd	t10th	--	7th	10th	7th	5th	7th	4th	3rd	4th
Georgia	1st	5th	1st	3rd	3rd	2nd	1st	3rd	5th	t3rd	3rd	1st	1st	3rd	2nd	2nd	3rd	2nd	1st	1st	1st	1st
Iowa	--	--	--	--	--	--	--	--	--	--	--	--	--	--	--	--	11th	12th	--	--	--	---
Iowa State	--	--	--	--	--	--	--	--	--	--	--	--	--	8th	--	--	--	--	8th	6th	--	---
LSU	7th	4th	--	6th	7th	--	--	8th	9th	--	12th	9th	9th	9th	--	8th	10th	7th	9th	8th	7th	5th
Michigan	--	--	--	--	--	--	9th	4th	t2nd	6th	4th	8th	2nd	6th	3rd	7th	5th	8th	5th	7th	t11th	t8th
Michigan State	--	12th	--	--	--	--	--	--	--	--	--	--	--	--	--	--	--	--	--	--	--	---
Minnesota	--	--	--	--	--	--	--	--	--	10th	--	--	--	--	--	--	--	--	--	--	--	---
Nebraska	10th	10th	4th	5th	--	--	--	--	11th	10th	6th	--	6th	4th	t5th	5th	4th	10th	6th	5th	6th	---
New Hampshire	--	--	--	--	--	--	--	12th	--	--	--	--	--	--	--	--	--	--	--	--	--	---
NC State	--	--	--	--	--	--	--	--	--	--	--	11th	--	--	--	--	--	--	--	--	--	---
Ohio State	8th	--	12th	12th	--	--	--	--	--	--	--	--	--	--	--	--	--	--	--	--	--	---
Oklahoma	--	--	9th	--	--	--	--	--	--	--	--	--	--	--	10th	--	--	11th	12th	10th	8th	t8th
Oregon State	12th	7th	t7th	7th	4th	6th	7th	7th	6th	5th	--	--	--	10th	11th	12th	--	--	--	11th	t11th	11th
Penn State	--	11th	--	--	5th	4th	11th	--	8th	11th	11th	10th	8th	7th	--	--	--	--	10th	--	--	---
Stanford	--	--	--	--	--	10th	--	--	--	9th	--	--	t10th	--	8th	6th	8th	4th	--	--	5th	3rd
Towson	--	--	--	9th	--	--	--	--	--	--	--	--	--	--	--	--	--	--	--	--	--	---
UCLA	3rd	3rd	2nd	4th	--	9th	4th	5th	4th	2nd	1st	5th	5th	1st	1st	3rd	1st	1st	4th	--	4th	---
Utah	2nd	2nd	5th	1st	2nd	1st	3rd	1st	1st	t3rd	7th	4th	7th	2nd	t5th	4th	6th	6th	3rd	2nd	2nd	2nd
Utah State	--	--	--	--	12th	--	--	--	--	--	--	--	--	--	--	--	--	--	--	--	--	---
Washington	9th	--	--	--	--	--	--	11th	--	--	8th	7th	--	--	--	--	--	--	--	--	--	---
West Virginia	--	--	--	--	--	--	--	---	12th	--	--	--	12th	12th	--	--	--	--	--	--	--	---

25 CONSECUTIVE NCAA POSTSEASON APPEARANCES



The 2000 Huskers finished the season with a 25-5 record en route to a program-best-tying fourth-place finish at the Super Six Finals. In addition, Heather Brink became the second Husker to win a national title and the first to capture the all-around title. Brink, who also placed first on vault, became the first gymnast in school history to garner All-America honors four straight years. Overall, six Huskers walked away with nine All-America awards.